
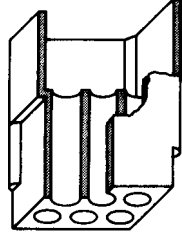
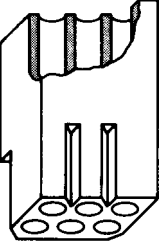


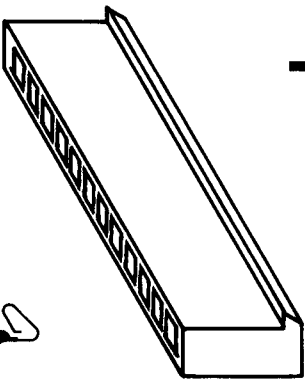

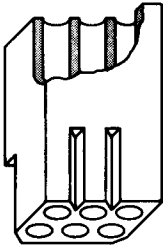
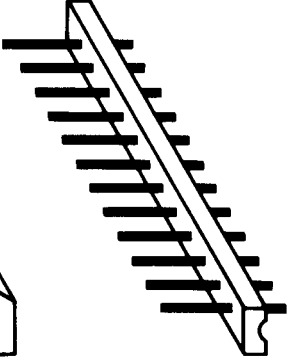





Connector Reference Sheet

In order to avoid confusion in distinguishing between the various connectors supplied with our many kits, we are including this connector reference sheet with the kit instruction set. We have had a great many customers interchange the male and female connector shells when assembling their kits so we have clearly illustrated each connector along with its proper name and gender on this reference sheet. All are shown actual size.

			
Male Pin	Molex Female Shell Connector	Molex Male Shell Connector	Female Pin

			
Pin for Harness Connector	Harness Connector	Molex Wafercon	Molex Male Shell Connector
			
Straight Pin	Straight Pin Edge Connector	Female Solder Tail Pin PC Type	Male Solder Tail Pin PC Type