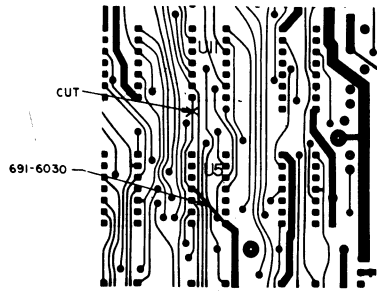
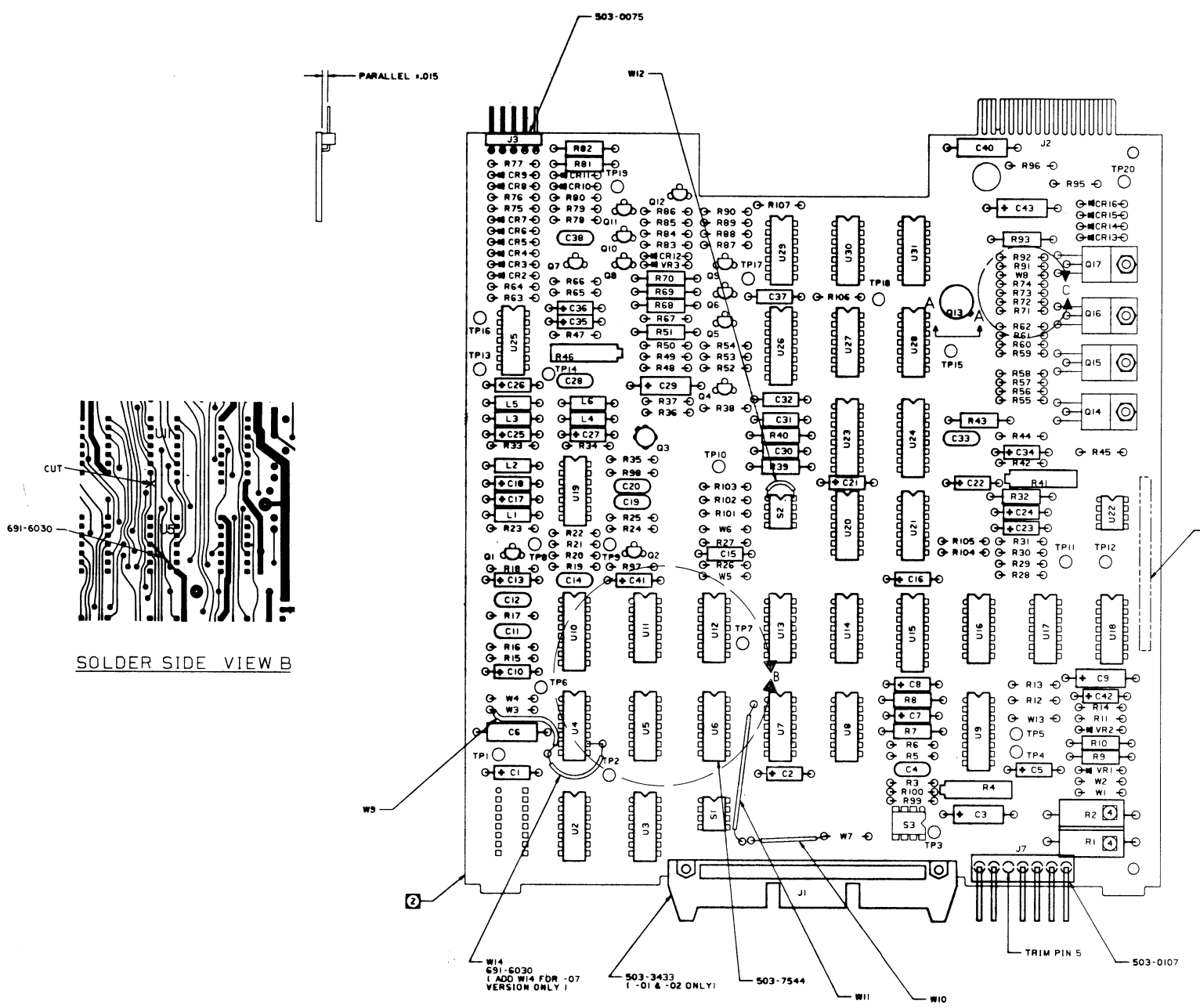
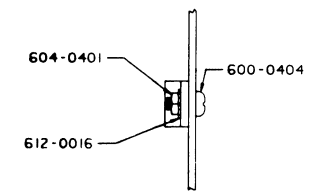


REVISIONS				
REV	DESCRIPTION	DATE	DR	CHK
A	ERN 3-18 PROD REL; D, ECM 9995			
C	ECN 10532; G, ECM 10805; E, ECM 10881A;			
F	ECN 10937; G, ECM 11203; H, ECM 11484;			
M	ECN 11895; J, ECM 13485; K, ECM 15307			
L	ECN 15468 REVISED AND PLOTTED	7-77	CADD	JL

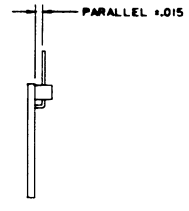


SOLDER SIDE VIEW B




(Q14, 15, 16 & 17)

R92
 R91
 W8
 R74
 R73
 R72
 R71
 VIEW C
 (REPLACE W8 WITH CR17 FOR -07 VERSION ONLY)



PARALLEL .015



SECTION A-A

SCHEMATIC: 600260
REF DWG

PART NO. 600261- REV

- MAINTAIN AIR GAP OF .10 BETWEEN COMPONENT BODY AND BOARD.
- MARK PART NUMBER 600261, VERSION NUMBER AND VERSION ISSUE LETTER IN AREA SHOWN.
- THIS ASSEMBLY SHALL BE MADE FROM PROCESS BOARD 600262-01 REV D AND SUBSEQUENT.
- ASSEMBLE PER STANDARD MANUFACTURING METHODS.

SIGNATURES		DATE	PERTEC	
DR. CADD			A DIVISION OF PERTEC COMPUTER CORPORATION	
CHK. Fred Conrad				
DES.			TITLE	
ENG.			PCBA, FD CONTROL B	
APP. BY				
PROJ. ENGR				
FINISH:			MATL:	SEE L/M
SIZE	DATE	REV	NO. 32097	600261
SCALE	2/1	DO NOT SCALE DIMENSIONS		L