

PERIPHERAL EQUIPMENT DIVISION

TITLE REDUCE POSITIONER EMERGENCY UNLOAD VELOCITY				PIB NO. DK3069
PRODUCT LINE	TAPE DISK FORMATTER X	EQUIPMENT CHANGED Servo	MODEL SERIES AFFECTED D3000	EFFECTIVE DATE 3/30/77

CLASS OF BULLETIN	ORDER PART KIT NO.	EFFECTIVITY
<input checked="" type="checkbox"/> IMPROVEMENT	N/A	Servo PCBA P/N 102811-01AJ
<input type="checkbox"/> RETROFIT ON FAILURE		-02AE
<input type="checkbox"/> RETROFIT RECOMMENDED		-04F
<input type="checkbox"/> SERVICE INFORMATION ONLY		-31K
		-32H
		-34F

PURPOSE:

Reduce the velocity of the positioner during an unload condition.

SYMPTOMS:

Previous velocity was in excess of what was actually necessary to unload the heads.

<u>PARTS REQUIRED:</u>	<u>Qty.</u>	<u>Pertec P/N</u>	<u>Nomenclature</u>
	1	330-0565	Diode, Zener, 5.6V ± 5% 1w
	1	691-9022	Wire, insulated, solid 22 AWG, white

SPECIAL TOOLS REQUIRED: NONE

INSTALLATION PROCEDURE:

Refer to PCBA drawing 102811 for component locations.

<u>DELETE:</u>	<u>Ref.</u>	<u>Nomenclature</u>	<u>Pertec P/N</u>
	R129	Resistor	Option
	R130	Resistor	115-0002
	CR31	Diode	300-4002

ADD: Wire (W13) in location of R129
Diode, Zener (VR20) in location of CR31

ADJUSTMENTS: NONE

TEST PROCEDURES:

- 1) Insert cartridge.
- 2) Activate RUN and bring unit to Ready condition.
- 3) While monitoring the heads, unplug the power and ensure that the unit's Emergency Unload Circuit will retract the heads of the disk.

NOTE: In case the heads fail to retract, manually retract them and verify the rework instructions.

Should Additional Information Be Required — Contact

PERTEC

PERIPHERAL EQUIPMENT DIVISION
9600 Irondale Avenue, Chatsworth, California 91311
Phone (213) 882-0030 / TWX (910) 494-2093
ATTENTION: PRODUCT SUPPORT MANAGER

DISTRIBUTION CODE 6318

TITLE REDUCE POSITIONER EMERGENCY UNLOAD VELOCITY

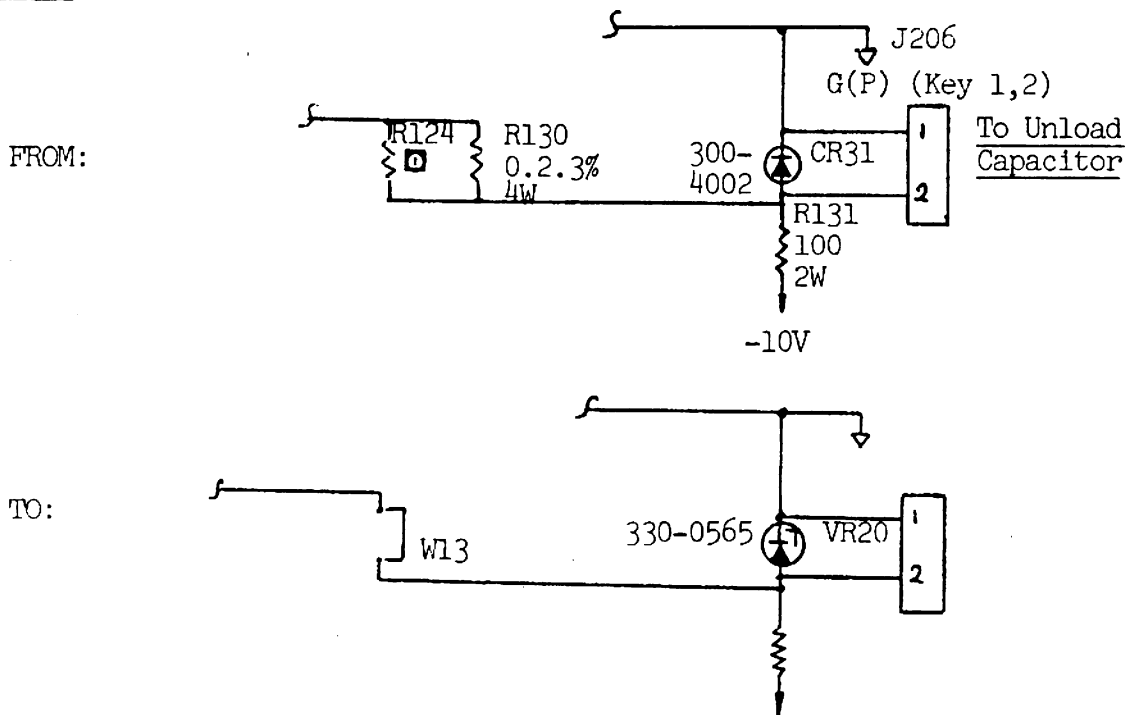
PIB NO.
DK3069

BOARD/DRAWING/MANUAL CHANGES: DWG. 102810, Servo Schematic

Sheet 1 Table III

In <u>Delete</u> Column	ADD: CR31, R129 & R130
In <u>Last Used</u> Column	FROM: VR19 to VR20
	FROM: W12 to W13

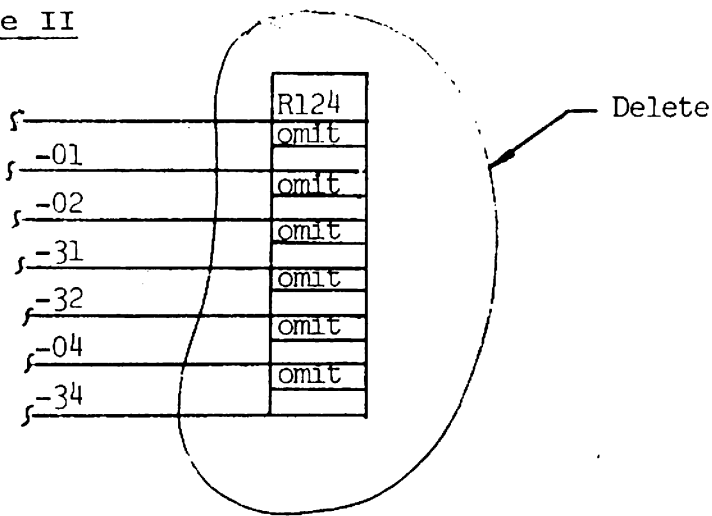
Sheet 1 Zone 10-B



Sheet 3 Table I

Delete: R130 at 115-0002	Add: 691-9022 W13
Delete: CR31 at 300-4002	330-0565 VR20

Sheet 3 Table II



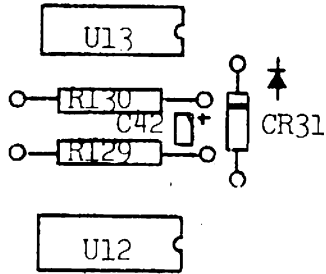
TITLE REDUCE POSITIONER EMERGENCY UNLOAD VELOCITY

PIB NO.
DK3069

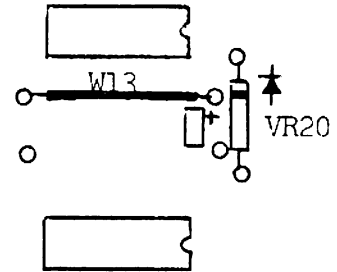
DWG. 102811, Servo PCBA

Zone 5/6 - F

FROM:



TO:



Stamp + PIB 3069

TIME REQUIRED: 1 hour