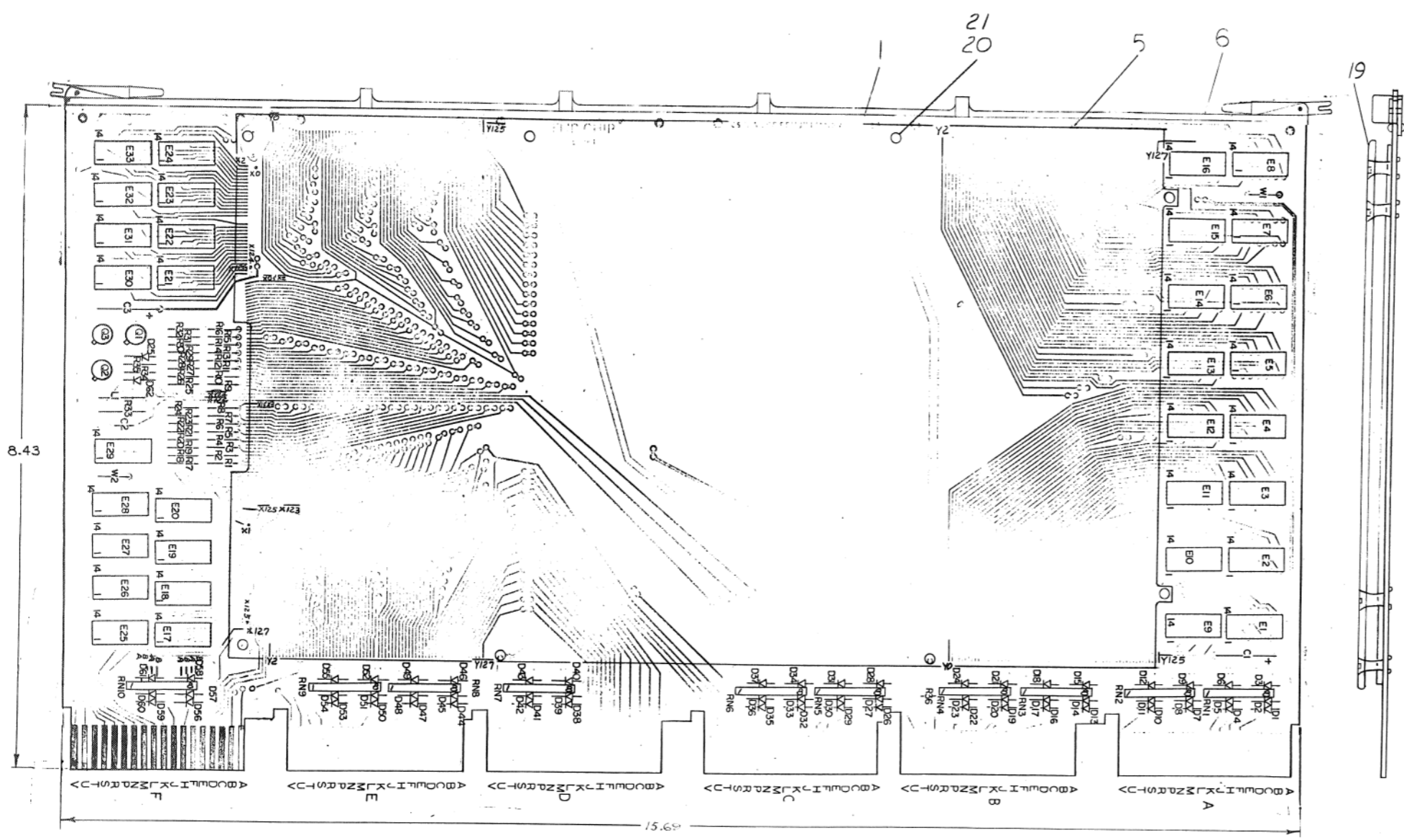


This drawing and specifications, herein, are the property of Digital Equipment Corporation and shall not be reproduced or copied or used in whole or in part as the basis for the manufacture or sale of items without written permission.
 COPYRIGHT © 1973, DIGITAL EQUIPMENT CORPORATION

NOTES:
 1. — O X0 THRU X127 — & — O Y0 THRU Y127 — INDICATES MAGNET WIRE TERMINATION (SOLDERED TO PRINTED CIRCUIT PAD).
 2. FOR ASSEMBLY INFORMATION & PART NO'S OF ITEMS NOT CALLED OUT ON THIS DRAWING REFER TO E-AD-9305680-0-0 (MEMORY STACK ASSY).

L-1-FND

NUMBER	DEC PURCHASE SPFC	DEC PART NO.	STACK CONFIGURATION
9305680-1		H217-A	16K X 20
9305680-2		H217-B	16K X 19
9305680-3		H217-C	16K X 18
9305680-4		H217-D	16K X 16



QTY	REF DESIGNATION	DESCRIPTION	PART NO.	ITEM NO.
		MEMORY STACK ASSY	9305680	24
		TRANSIPADS	9007200	23
	W1, W2	WIRE, BUS #22 AWG	9107560-1	22
				21
				20
1	R36	RES 300 2% THERMAL DISC	1309795	19
1	L1	CHOKE 100UH 10%	16 10662	17
3	Q1, Q2, Q3	TRANSISTOR DEC 3734	15 10062	16
32	R1 THRU R32	RES. 220, 1/4W 5%	13 00271	15
2	R34, R35	RES. 20, 1/4W 5%	13 00219	14
1	R33	RES. 39, 2W 5%	13 02336	13
10	RN1 THRU RN10	RES NETWORK 2-.5K, 4-.1K	13 10964	12
1	E29	IC DEC 74H43	19 05536	11
51	E1 THRU E28, E30 THRU E33	IC DEC. 2501 (16 DIODE)	19 10010	10
62	D1 THRU D62	DIODE D67E	11 05275	9
2	C1, C3	CAP 2.2K 35V 10% STANT	10 05306	8
1	C2	CAP. 0.1UF 50V 20%	10 01610-00	7
				6
				5
				4
				3
				2
				1

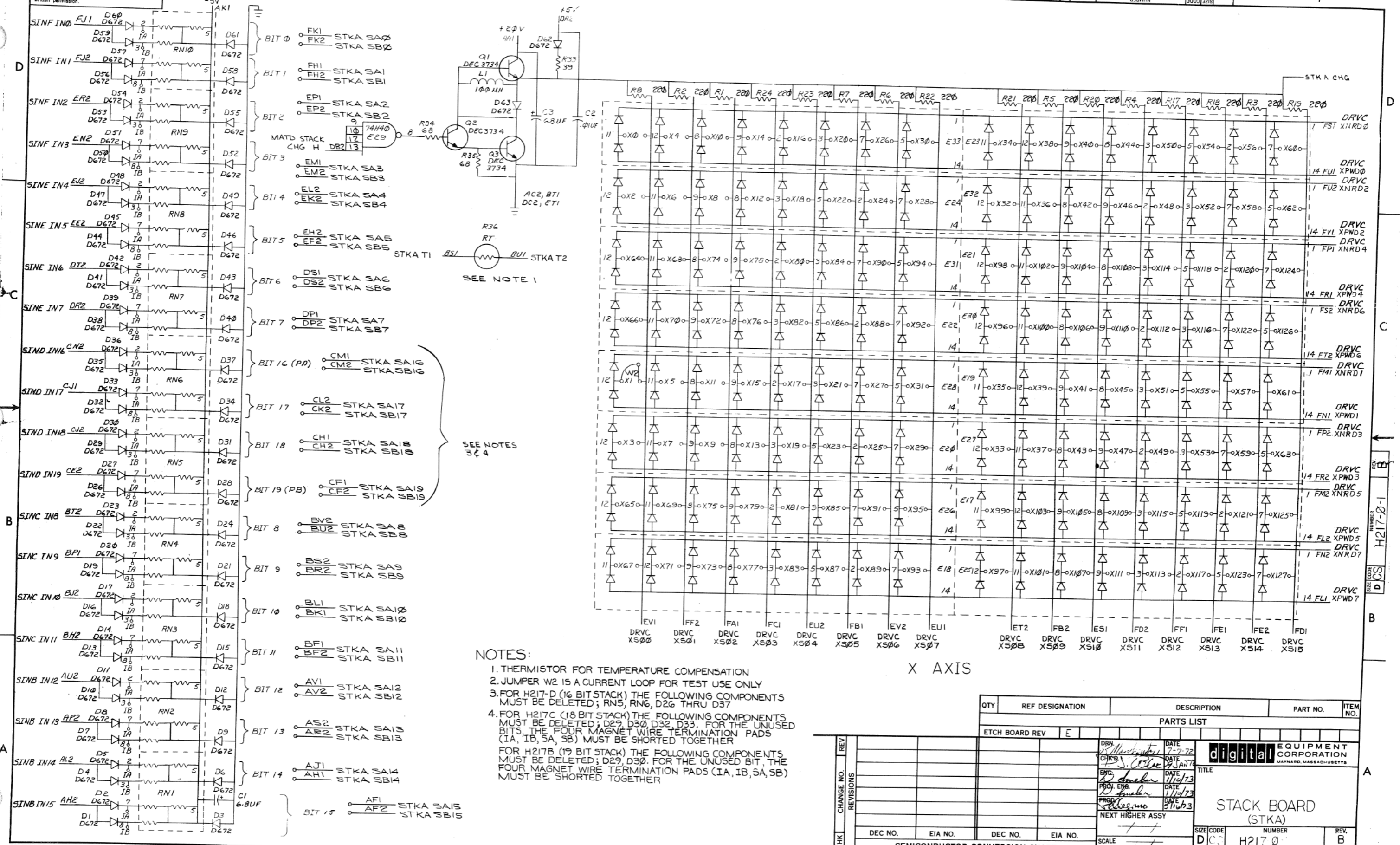
REF	X-Y COORDINATE HOLE LOCATION	
1	K-CO-H217-0-4	
1	ETCH #7 HJAPL (G 6 47)	5010023

DEC 2501	N/A	N/A
IC TYPE	GND	+5V
GND AND 5V ARE USUALLY PIN 7 AND 14 RESPECTIVELY EXCEPTIONS ARE STATED ABOVE		
IC PIN LOCATIONS		

FIRST USED ON OPTION MODEL		PARTS LIST			
M11-U/UP		ETCH BOARD REV	E		
DRN.	DATE			DIGITAL EQUIPMENT CORPORATION MAYNARD, MASSACHUSETTS	
CHNGD.	DATE			TITLE	
ENG.	DATE			STACK BC D	
PROJ. ENG.	DATE			SIZE CODE	
PROD.	DATE			NUMBER	
NEXT HIGHER ASSY				REV.	
DEC NO.	EIA NO.	DEC NO.	EIA NO.	B	
SEMICONDUCTOR CONVERSION CHART				SCALE	
				SHEET OF	
				DIST.	

This drawing and specifications, herein, are the property of Digital Equipment Corporation and shall not be reproduced or copied or used in whole or in part as the basis for the manufacture or sale of items without written permission.

COPYRIGHT © 1973, DIGITAL EQUIPMENT CORPORATION



SEE NOTE 1

SEE NOTES 3 & 4

- NOTES:
1. THERMISTOR FOR TEMPERATURE COMPENSATION
 2. JUMPER W2 IS A CURRENT LOOP FOR TEST USE ONLY
 3. FOR H217-D (16 BIT STACK) THE FOLLOWING COMPONENTS MUST BE DELETED; RN5, RN6, D26 THRU D37
 4. FOR H217C (18 BIT STACK) THE FOLLOWING COMPONENTS MUST BE DELETED; D29, D30, D32, D33. FOR THE UNUSED BITS, THE FOUR MAGNET WIRE TERMINATION PADS (IA, IB, SA, SB) MUST BE SHORTED TOGETHER
- FOR H217B (19 BIT STACK) THE FOLLOWING COMPONENTS MUST BE DELETED; D29, D30. FOR THE UNUSED BIT, THE FOUR MAGNET WIRE TERMINATION PADS (IA, IB, SA, SB) MUST BE SHORTED TOGETHER

X AXIS

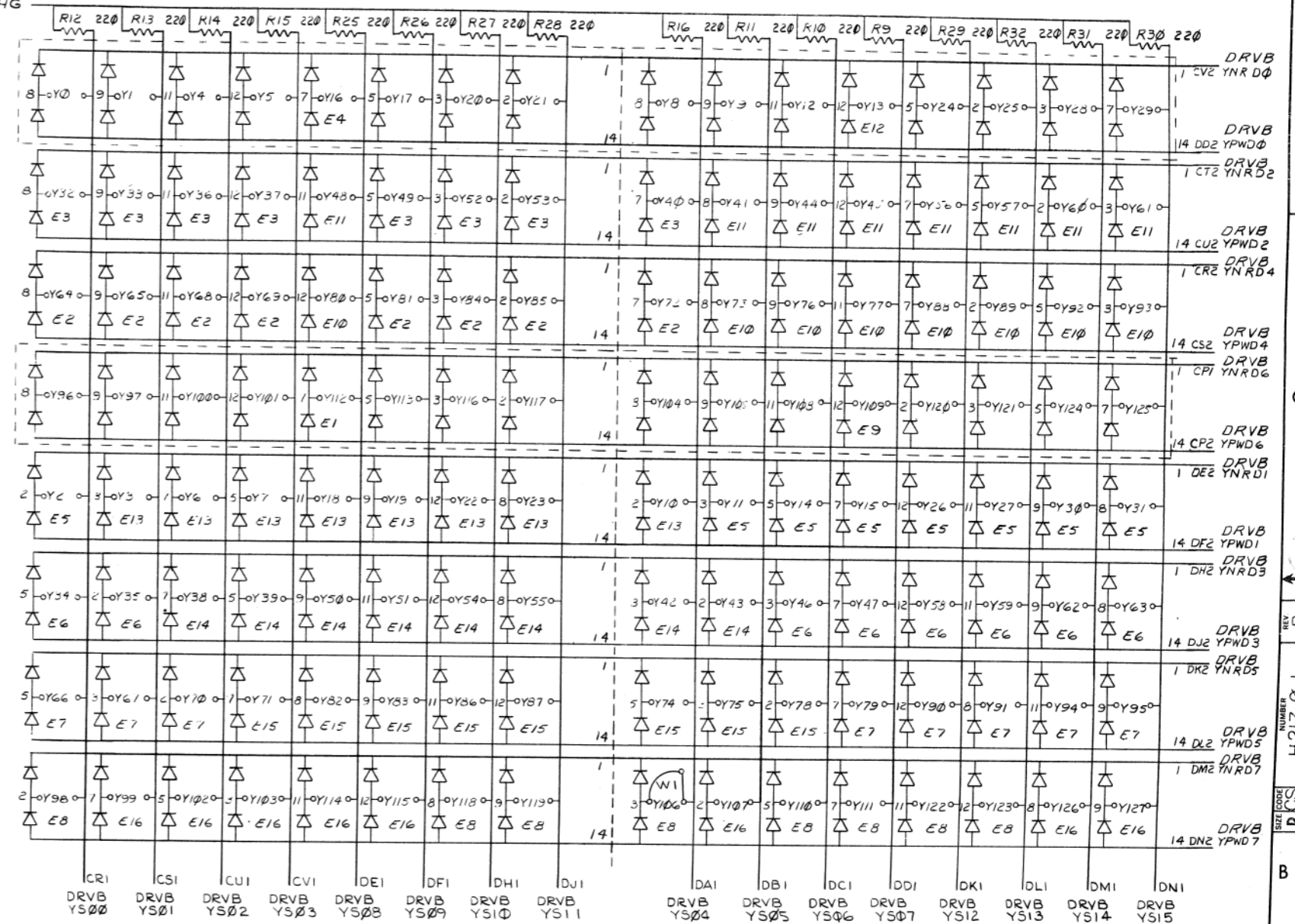
QTY	REF DESIGNATION	DESCRIPTION	PART NO.	ITEM NO.
PARTS LIST				
ETCH BOARD REV E				
DRY	DATE 7-7-72	 digital EQUIPMENT CORPORATION MAYNARD, MASSACHUSETTS		
CHK	DATE 7-7-72			
ENG	DATE 11/9/73			
PROJ. ENG.	DATE 11/9/73			
PROD.	DATE 5/16/73	TITLE STACK BOARD (STKA)		
NEXT HIGHER ASSY				
DEC NO.		EIA NO.		SCALE
DEC NO.		EIA NO.		SHEET OF
SEMICONDUCTOR CONVERSION CHART				SIZE CODE D103
SEMICONDUCTOR CONVERSION CHART				NUMBER H2170
SEMICONDUCTOR CONVERSION CHART				REV. B

This drawing and specifications, herein, are the property of Digital Equipment Corporation and shall not be reproduced or copied or used in whole or in part as the basis for the manufacture or sale of items without written permission.

COPYRIGHT © 1973 DIGITAL EQUIPMENT CORPORATION

8 7 6 5 4 3 2 1
 H217-0-1
 DCS
 2

STKA CHG



Y AXIS

NOTE: JUMPER W1 IS A CURRENT LOOP FOR TEST USE ONLY

QTY	REF DESIGNATION	DESCRIPTION	PART NO.	ITEM NO.
PARTS LIST				
ETCH BOARD REV E				
DRN	DATE	digital EQUIPMENT CORPORATION MAYNARD, MASSACHUSETTS		
CHKD	DATE	TITLE		
ENG	DATE	STKA CHG RD (STKB)		
PROJ. ENG.	DATE	SIZE CODE NUMBER REV.		
PROD.	DATE	SCALE DIST.		
NEXT HIGHER ASSY				
SEMICONDUCTOR CONVERSION CHART				