

COMPONENT SIDE VIEW



NOTES:

1. ALL DIMENSIONS ARE IN MILLIMETERS UNLESS OTHERWISE SPECIFIED.

2. DIMENSIONS ARE TO CENTER OF COMPONENT UNLESS OTHERWISE SPECIFIED.

3. DIMENSIONS ARE TO CENTER OF COMPONENT UNLESS OTHERWISE SPECIFIED.

4. DIMENSIONS ARE TO CENTER OF COMPONENT UNLESS OTHERWISE SPECIFIED.

5. DIMENSIONS ARE TO CENTER OF COMPONENT UNLESS OTHERWISE SPECIFIED.

6. DIMENSIONS ARE TO CENTER OF COMPONENT UNLESS OTHERWISE SPECIFIED.

7. DIMENSIONS ARE TO CENTER OF COMPONENT UNLESS OTHERWISE SPECIFIED.

8. DIMENSIONS ARE TO CENTER OF COMPONENT UNLESS OTHERWISE SPECIFIED.

CHG	NO	REV	DATE	BY	CHK
0000	0000	0000	0000	0000	0000
0001	0001	0001	0001	0001	0001
0002	0002	0002	0002	0002	0002

ETCH REV. B-P
P.C. DESIGN DATA BASE REV.


SIGNATURES	DATE
DRN. D. BILODEAU	9-8-76
CHK'D. Y. G. +	9-1-77
ENC. M. J. +	7-11-75
PROJ. ENG. M. J. +	7-11-75
PROD. R. B. +	7-11-75
SCALE 2/1	
SHT. 1 OF 3	
NEXT HIGHER ASSY. B DD M8265-0-C	

digital	
TITLE KD11-EA	
DATA PATH	
SIZE CODE	NUMBER
D JA	M8265-0-C
REV B	

0 1 6 5 4 3 1 2 1

"THE DRAWING AND SPECIFICATIONS HEREIN ARE THE PROPERTY OF DIGITAL EQUIPMENT CORPORATION AND SHALL NOT BE REPRODUCED OR COPIED OR USED IN WHOLE OR IN PART AS THE BASIS FOR THE MANUFACTURE OR SALE OF ITEMS WITHOUT THE WRITTEN PERMISSION OF DIGITAL EQUIPMENT CORPORATION"

# LAYER 1



REVISIONS		
CHK	CHANGE NO	REV

8	7	6	5	4	3	2	1	
TITLE KD11-EA DATA PATH						SIZE CODE DUA	NUMBER M8265-0-0	REV
SCALE 2/1		SHEET OF 3		DIS				

8 7 6 5 4 3 2 1



8

7

6

5

4

3

1


2

1

THIS DRAWING AND SPECIFICATIONS HEREIN ARE THE PROPERTY OF DIGITAL EQUIPMENT CORPORATION AND SHALL NOT BE REPRODUCED OR COPIED OR USED IN WHOLE OR IN PART AS THE BASIS FOR THE MANUFACTURE OR SALE OF ITEMS WITHOUT WRITTEN PERMISSION. COPYRIGHT © 1977 DIGITAL EQUIPMENT CORPORATION

H 834AJ

L4



REVISIONS		
CHANGE NO	REV	
C-1		

TITLE	SIZE CODE	NUMBER	REV.
SCALE 2/1	SHEET 3 OF 3	D UA M8265-0-0	

8

7

6

5

4

3

2

1

# DIGITAL EQUIPMENT CORPORATION PARTS LIST

MADE BY DATE	F. GAROFALO 7 SEPT 76	CHECKED DATE	RON FONTAINE 7 SEPT 76
ENG DATE	<i>M. Sullivan</i> 7-18-77	PROD DATE	R. B. KING 15-JUL-77

QUANTITY / VARIATION

NOTES:

ITEM NO.	DRAWING NO.	PART NO.	DESCRIPTION	M8265-Ø-Ø	REF DESIGNATION
1	D-MD-5012433-0-0	5012433	ETCHED BOARD	1	
2		1001610-00	CAPACITOR, .01 uf, 50V, 20% CER	48	C1 thru C48
3		1005306	CAPACITOR, 6.8 uf, 35V, 10%	6	C50 thru C55
4		1000021	CAPACITOR, 220 pf, 100V, 5%	1	C49
5		1300316	RESISTOR, 470 OHM, 1/4W, 5% CC	19	R1 thru R19
6		1300365	RESISTOR, 1K, 1/4W, 5% CC	8	R20 thru R23, R26 thru R29
7		1300202	RESISTOR, 47 OHM, 1/4W, 5% CC	1	R24
8		1300271	RESISTOR, 220 OHM, 1/4W, 5% CC	2	R25, R30
9		1300309	RESISTOR, 390 OHM 1/4W, 5% CC	1	R31
10		1210711-C9	HANDLE, HEX MODULE	1	
11		1213506-01	RIGHT ANGLE HEADER	1	J1
12		1612463	DELAY LINE, 150 NS	1	E104
13		1911521	I.C. DEC 7432	1	E122
14		1905576	I.C. DEC 7410	1	E123
15		1909004	I.C. DEC 7402	3	E101, E102, E114
16		1909686	I.C. DEC 7404	1	E117
17		1910155	I.C. DEC 7408	1	E112
18		1905575	I.C. DEC 7400	1	E110
19		1911637	I.C. DEC 74132	1	E120
20		1905578	I.C. DEC 7430	2	E54 E87
21		1910091	I.C. DEC 7437	1	E116

E.C.O. NO.

"THIS DRAWING AND SPECIFICATIONS, HEREIN, ARE THE PROPERTY OF DIGITAL EQUIPMENT CORPORATION AND SHALL NOT BE REPRODUCED OR COPIED OR USED IN WHOLE OR IN PART AS THE BASIS FOR THE MANUFACTURE OR SALE OF ITEMS WITHOUT WRITTEN PERMISSION. COPYRIGHT © DIGITAL EQUIPMENT CORPORATION"	TITLE KD11E-A DATA PATH	ASSY NO. D-UA-M8265-Ø-Ø	SIZE <b>B</b>	CODE <b>PL</b>	NUMBER M8265-Ø-Ø	REV. <b>B</b>
		SHEET 1 OF 3	INSERTION PARTS LIST DATA BASE REV			

# DIGITAL EQUIPMENT CORPORATION PARTS LIST

QUANTITY / VARIATION

NOTES:

MADE BY DATE	F. GAROFALO 7 SEPT 76	CHECKED DATE	RON FONTAINE 7 SEPT 76	SECTION
ENG DATE	<i>M. Sullivan</i> 7-18-77	PROD DATE	R. B. KING 15 JUL 77	ISSUED SECTION

ITEM NO.	DRAWING NO.	PART NO.	DESCRIPTION	M8265-0-0	QUANTITY	VARIATION	REF DESIGNATION
22		1910544	I.C. DEC 74S74	2			E100, E109
23		1910224	I.C. DEC 7485	2			E61, E72
24		1910011	I.C. DEC 7486	1			E115
25		1911579	I.C. DEC 8641	9			E1 E12, E23, E42, E43, E53, E63 E64, E33
26		1909713	I.C. DEC 8815	2			E17, E37
27		1909937	I.C. DEC 74153	3			E6, E9, E119
28		1912389	I.C. DEC 74S08	1			E106
29		1910655	I.C. DEC 74157	5			E20, E30, E40, E92 E93
30		1910652	I.C. DEC 74174	4			E50, E51, E62, E73
31		1910651	I.C. DEC 74175	3			E82, E99, E103
32		1910623	I.C. DEC 74194	8			E10, E11, E21, E31, E22, E32, E41, E52
33		1909932-01	I.C. DEC 7483A	3			E45, E56, E66
34		1911271	I.C. DEC 74298	3			E44, E55, E65
35		1909849	I.C. DEC 74H01	1			E111
36		1910532	I.C. DEC 74S00	3			E95, E113, E118
37		1910534	I.C. DEC 74S04	2			E105, E16
38		1910547	I.C. DEC 74S153	4			E13, E14, E34, E35
39		1910548	I.C. DEC 74S157	7			E2, E24, E71, E91, E96, E98, E108
40		1910550	I.C. DEC 74S174	3			E47, E48, E49
41		1910531	I.C. DEC 74S181	4			E7, E18, E28, E38
42		1912097	I.C. DEC 74S182	1			E27

E.C.O. NO.

"THIS DRAWING AND SPECIFICATIONS, HEREIN, ARE THE PROPERTY OF DIGITAL EQUIPMENT CORPORATION AND SHALL NOT BE REPRODUCED OR COPIED OR USED IN WHOLE OR IN PART AS THE BASIS FOR THE MANUFACTURE OR SALE OF ITEMS WITHOUT WRITTEN PERMISSION. COPYRIGHT © DIGITAL EQUIPMENT CORPORATION"	TITLE KD11E-A DATA PATH	ASSY NO. D-UA-M8265-0-0	SIZE <b>B</b>	CODE <b>PL</b>	NUMBER M8265-0-0	REV. <b>B</b>
		SHEET 2 OF 3	INSERTION PARTS LIST DATA BASE REV			



DIGITAL EQUIPMENT CORPORATION PARTS LIST				QUANTITY / VARIATION										NOTES:			
MADE BY DATE		CHECKED DATE		SECTION													
F. GAROFALO 7 SEPT 76		RON FONTAINE 7 SEPT 76															
ENG DATE		PROD DATE		ISSUED SECTION													
m. Sullivan 7-18-77		R. B. KING 15 J 6/77															
ITEM NO.	DRAWING NO.	PART NO.	DESCRIPTION	M8265-0-0													REF DESIGNATION
43		1912646	I.C. DEC 74LS253	8													E57 thru E60, E67 thru E70
44		1912586	I.C. DEC 85S68	11													E8, E19, E29, E39, E78 thru E81, E88, E89, E90
45		1910536	I.C. DEC 74S10	1													E94
46		1910957	I.C. DEC 74S175	1													E97
47		1910537	I.C. DEC 74S11	1													E121
48		23169A2	I.C. DEC 256 x 4 BIT ROM OC	2													E74, E75
49		23168A2	I.C. DEC 256 x 4 BIT ROM OC	1													E76
50		23167A2	I.C. DEC 256 x 4 BIT ROM OC	1													E77
51		23165A2	I.C. DEC 256 x 4 BIT ROM OC	1													E83
52		23166A2	I.C. DEC 256 x 4 BIT ROM OC	1													E86
53		23164A2	I.C. DEC 256 x 4 ROM TS	1													E107
54		1912746	I.C. DEC 74S37	2													E84, E85
55		1912660	I.C. DEC 74S253	8													E3, E4 E5 E15, E25, E26, E36, E46
56		9000024-01	EYELET (HANDLE)	11													
57		9009185	WIRE, JUMPER (INSULATED)	2													W1, W2,

E.C.O. NO.

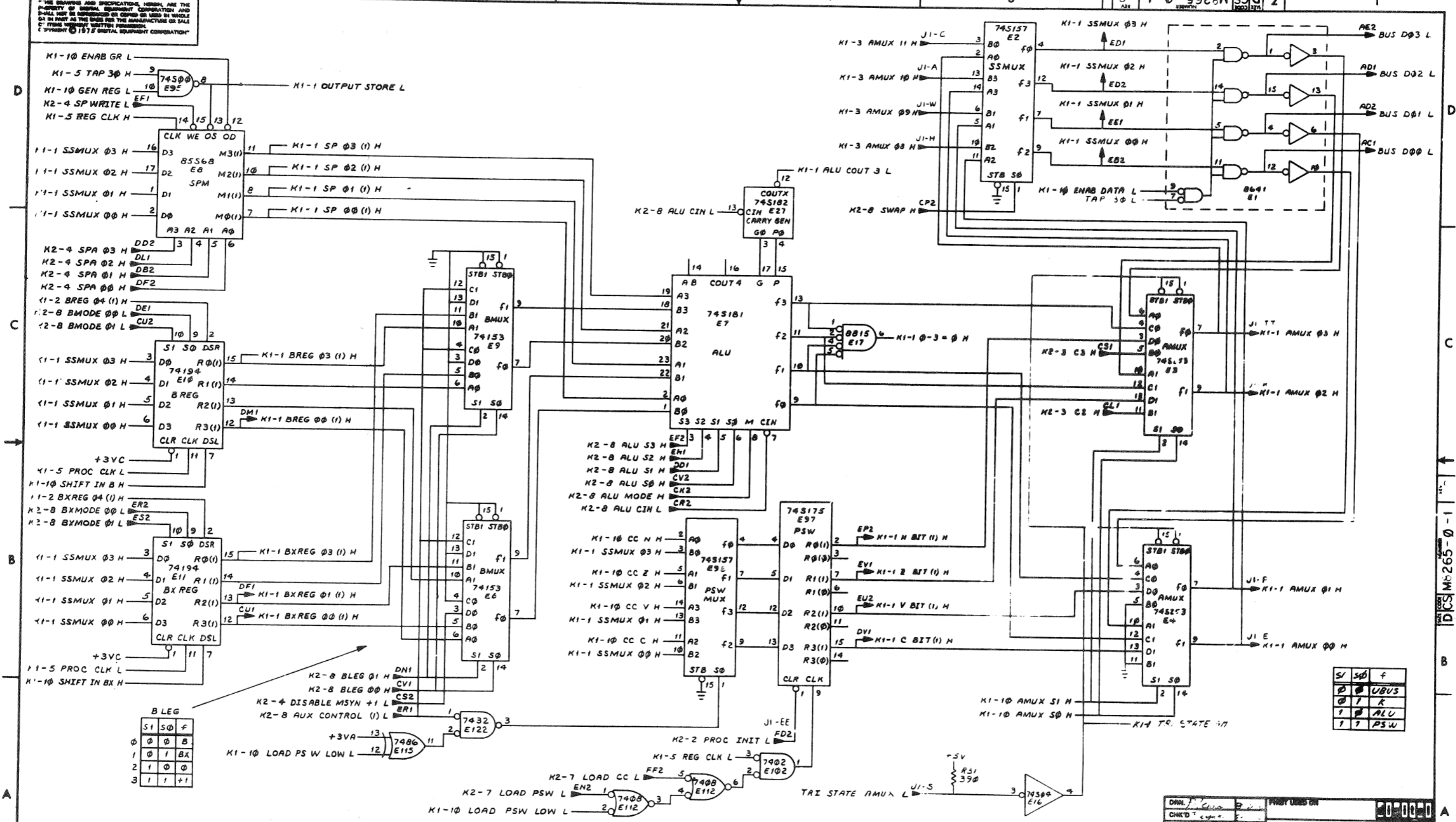
"THIS DRAWING AND SPECIFICATIONS, HEREIN, ARE THE PROPERTY OF DIGITAL EQUIPMENT CORPORATION AND SHALL NOT BE REPRODUCED OR COPIED OR USED IN WHOLE OR IN PART AS THE BASIS FOR THE MANUFACTURE OR SALE OF ITEMS WITHOUT WRITTEN PERMISSION. COPYRIGHT © DIGITAL EQUIPMENT CORPORATION"

TITLE  
KD11E-A DATA PATH

ASSY NO.  
D-UA-M8265-0-0  
SHEET 3 OF 3

SIZE <b>B</b>	CODE <b>PL</b>	NUMBER M8265-0-0	REV. <b>B</b>
INSERTION PARTS LIST DATA BASE REV			

"THE DRAWING AND SPECIFICATIONS HEREIN ARE THE PROPERTY OF SPITAL EQUIPMENT CORPORATION AND SHALL NOT BE REPRODUCED OR COPIED IN WHOLE OR IN PART AS THE BASIS FOR THE MANUFACTURE OR SALE OF THIS EQUIPMENT WITHOUT PERMISSION OF SPITAL EQUIPMENT CORPORATION."



B LEG

S1	S0	f
0	0	B
1	0	BX
2	1	0
3	1	+

S1	S0	f
0	0	UBUS
1	0	R
1	1	ALU
1	1	PSW

REVISIONS			
REV.	CHANGE NO.	REV.	DATE
1	MB265-00001	A	4 May 77
2	MB265-00002	B	29 Aug 77
3	MB265-00003	C	29 Aug 77

(DATA PATH 0-3)

DRAWN	CHK'D	DATE	REV.
ENG. J. MITCHELL	11-2-77		
PROJ. ENGR.	PROJ. MGR.	DATE	REV.
TITLE: KD11 DATA PATH (KI-1)			
SCALE: 1 GP 10			
D/C S MB265-0-1			

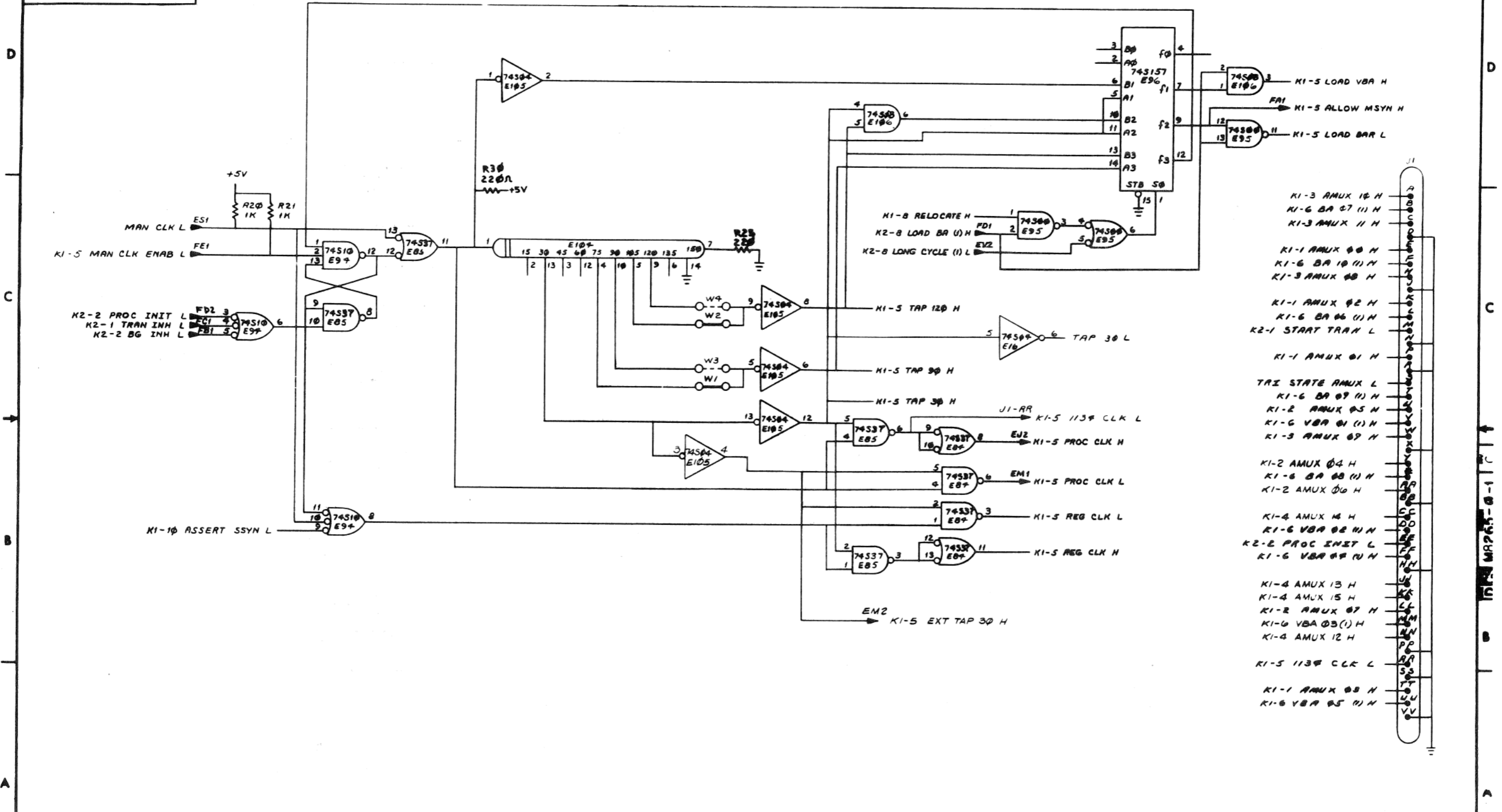








THIS SCHEMATIC AND SPECIFICATIONS, HEREIN, ARE THE PROPERTY OF MILITARY ELECTRONIC CORPORATION AND SHALL NOT BE REPRODUCED OR COPIED OR USED IN WHOLE OR IN PART AS THE BASIS FOR THE MANUFACTURE OR SALE OF PRODUCTS WITHOUT THE WRITTEN PERMISSION OF MILITARY ELECTRONIC CORPORATION.



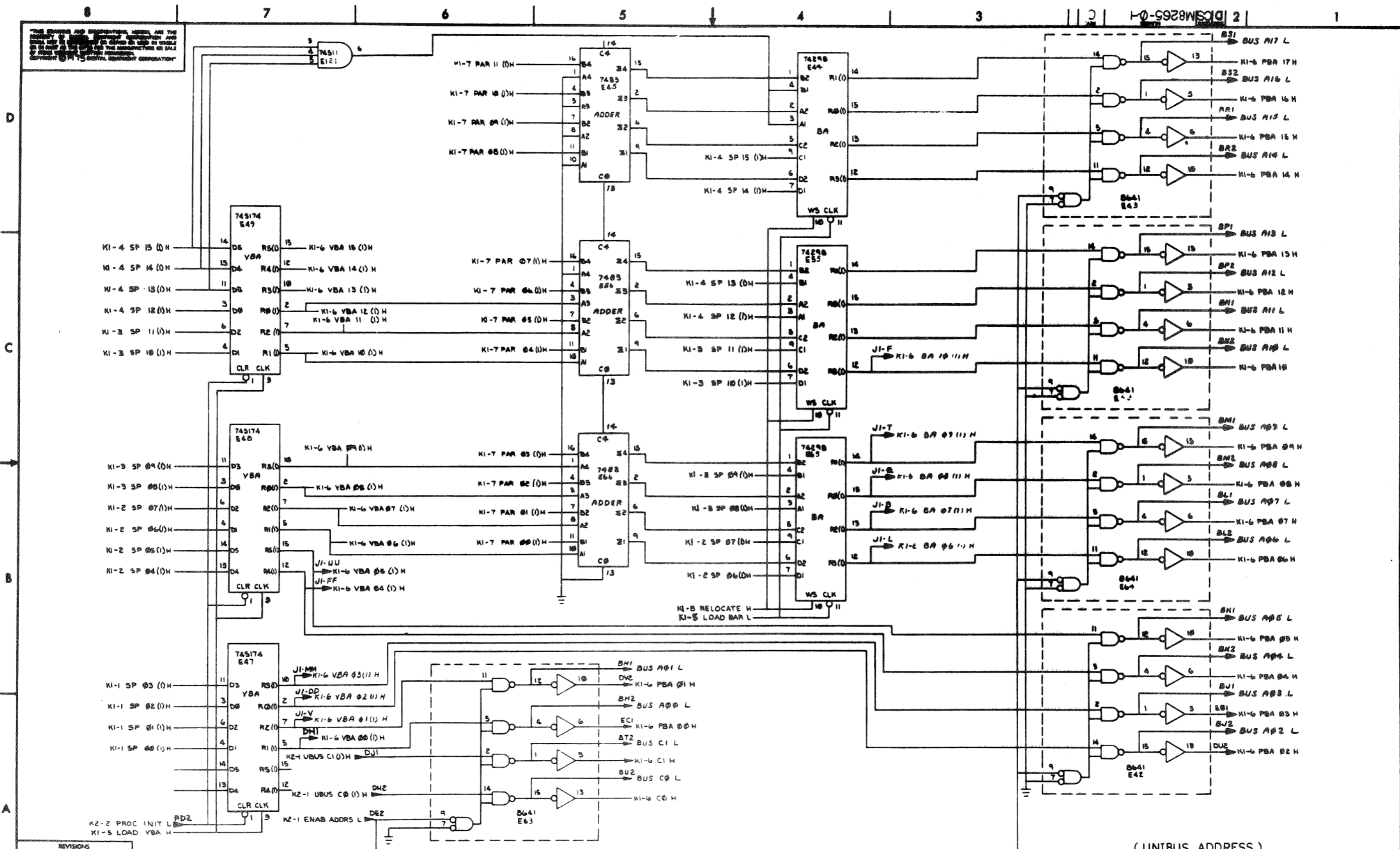
- KI-3 AMUX 10 H
- KI-6 BA 07 (1) H
- KI-3 AMUX 11 H
  
- KI-1 AMUX 00 H
- KI-6 BA 10 (1) H
- KI-3 AMUX 00 H
  
- KI-1 AMUX 02 H
- KI-6 BA 06 (1) H
- K2-1 START TRAN L
  
- KI-1 AMUX 01 H
  
- TRX STATE AMUX L
- KI-6 BA 09 (1) H
- KI-2 AMUX 05 H
- KI-6 VBA 01 (1) H
- KI-3 AMUX 07 H
  
- KI-2 AMUX 04 H
- KI-6 BA 00 (1) H
- KI-2 AMUX 00 H
  
- KI-4 AMUX 14 H
- KI-6 VBA 02 (1) H
- K2-2 PROC INST L
- KI-6 VBA 04 (1) H
  
- KI-4 AMUX 13 H
- KI-4 AMUX 15 H
- KI-2 AMUX 07 H
- KI-6 VBA 03 (1) H
- KI-4 AMUX 12 H
  
- KI-5 113# CLK L
  
- KI-1 AMUX 03 H
- KI-6 VBA 05 (1) H

REVISIONS		
CR	CHANGE NO.	REV.

(CPU) CLK 8



THIS DRAWING AND SPECIFICATIONS HEREBY ARE THE PROPERTY OF THE UNITED STATES GOVERNMENT AND ARE TO BE REPRODUCED OR TRANSMITTED IN ANY FORM OR BY ANY MEANS, ELECTRONIC OR MECHANICAL, INCLUDING PHOTOCOPYING, RECORDING, OR BY ANY INFORMATION STORAGE AND RETRIEVAL SYSTEM, WITHOUT PERMISSION IN WRITING FROM THE ASSISTANT SECRETARY OF DEFENSE.

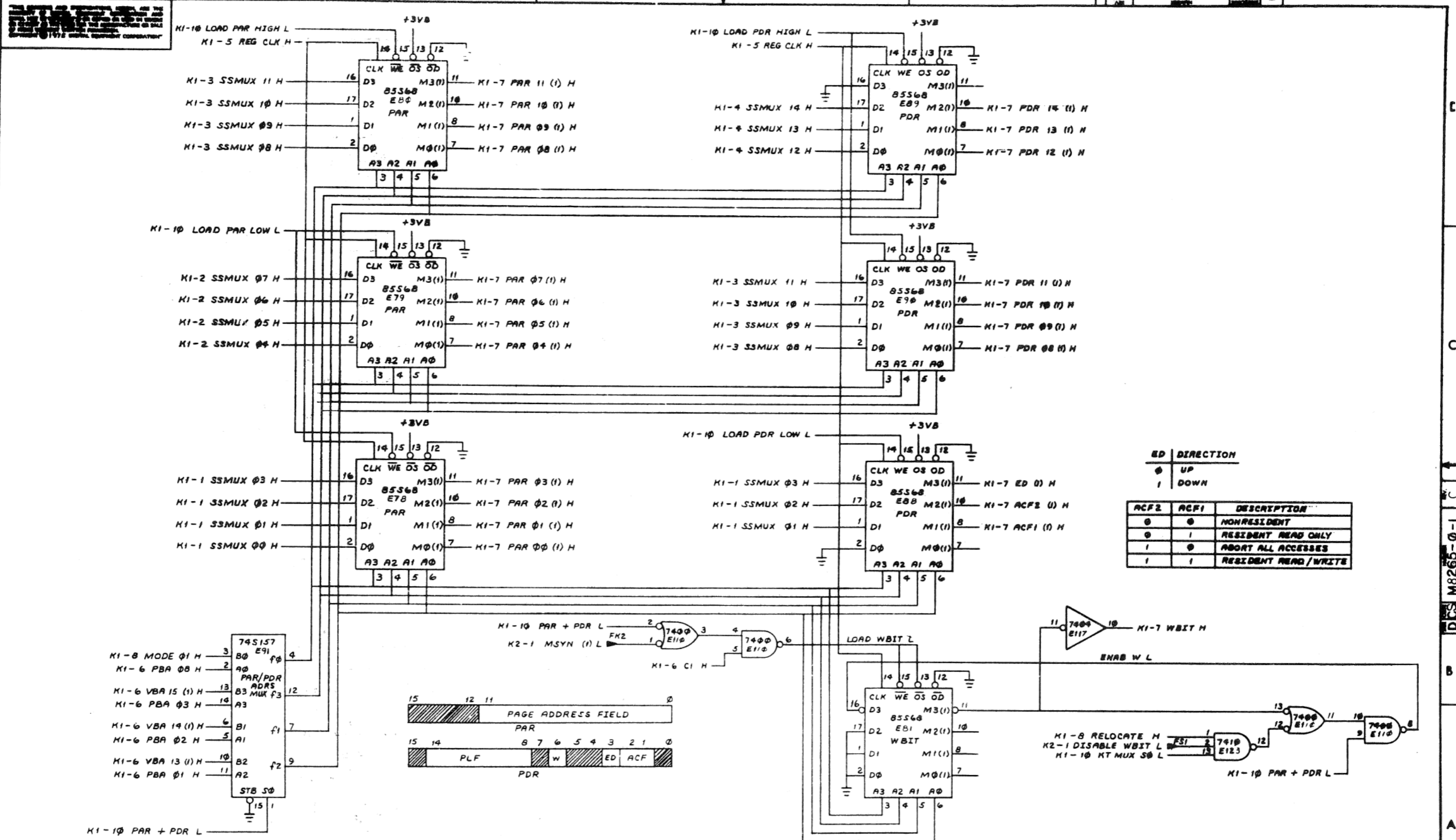


REVISIONS		
CHK	CHANGE NO.	REV.

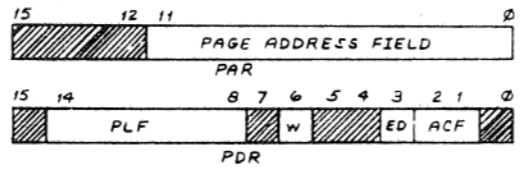
(UNIBUS ADDRESS)

TITLE	SIZE CODE	NUMBER	REV.
KD11EA DATA PATH (KI-6)	D	CS M8265-0-1	C
SCALE	SHEET	OF	

DISM8265-0-1

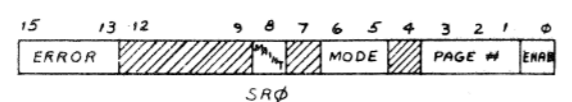
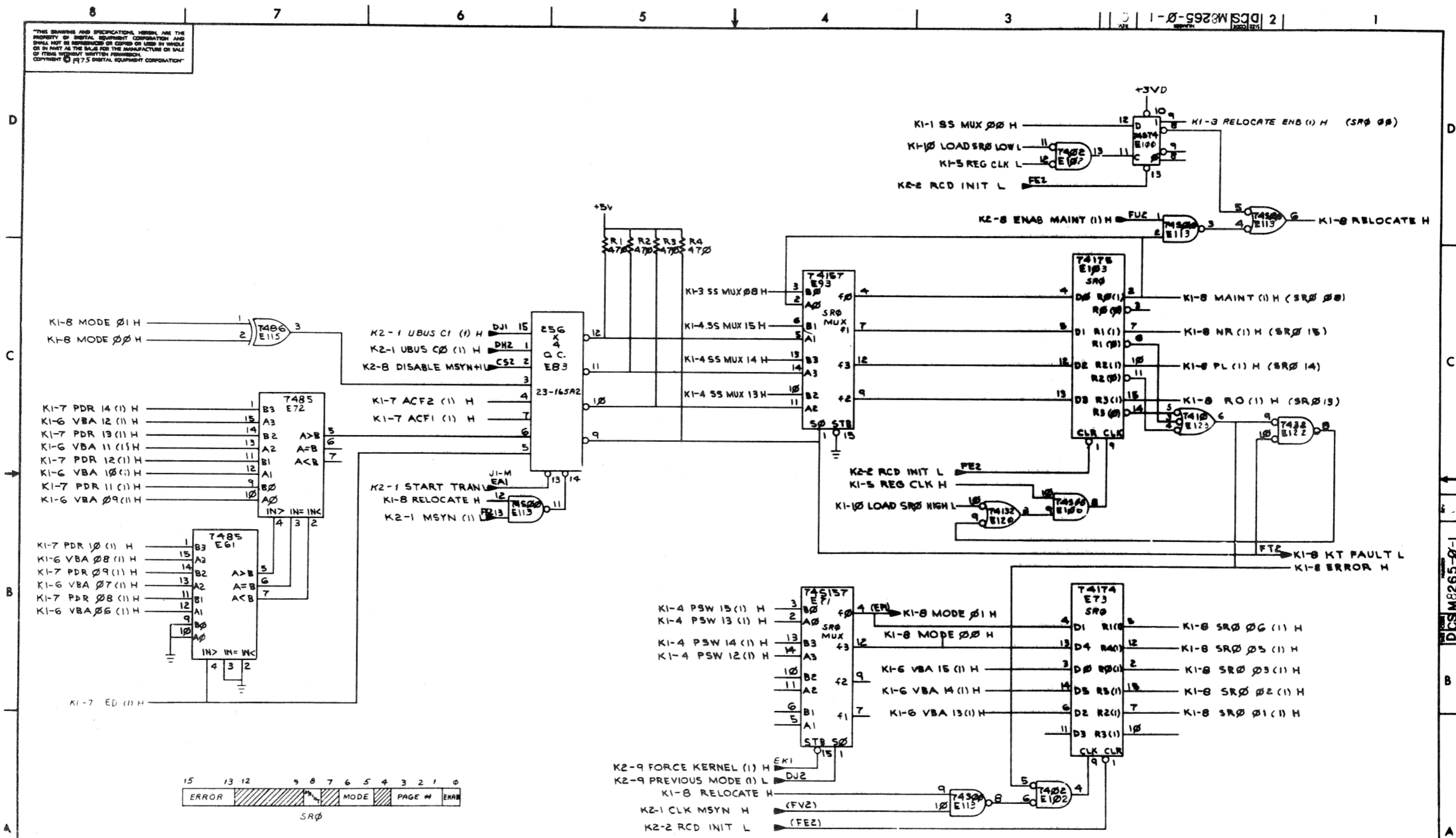


ED DIRECTION		DESCRIPTION
0	1	
0	0	NONRESIDENT
0	1	RESIDENT READ ONLY
1	0	ABORT ALL ACCESSSES
1	1	RESIDENT READ/WRITE



REVISIONS		
CHK	CHANGE NO	REV

THIS DRAWING AND SPECIFICATIONS HEREON ARE THE PROPERTY OF DIGITAL EQUIPMENT CORPORATION AND SHALL NOT BE REPRODUCED OR COPIED OR USED IN WHOLE OR IN PART AS THE BASIS FOR THE MANUFACTURE OR SALE OF ITEMS WITHOUT WRITTEN PERMISSION. COPYRIGHT © 1975 DIGITAL EQUIPMENT CORPORATION.



REVISIONS		
CHK	CHANGE NO	REV

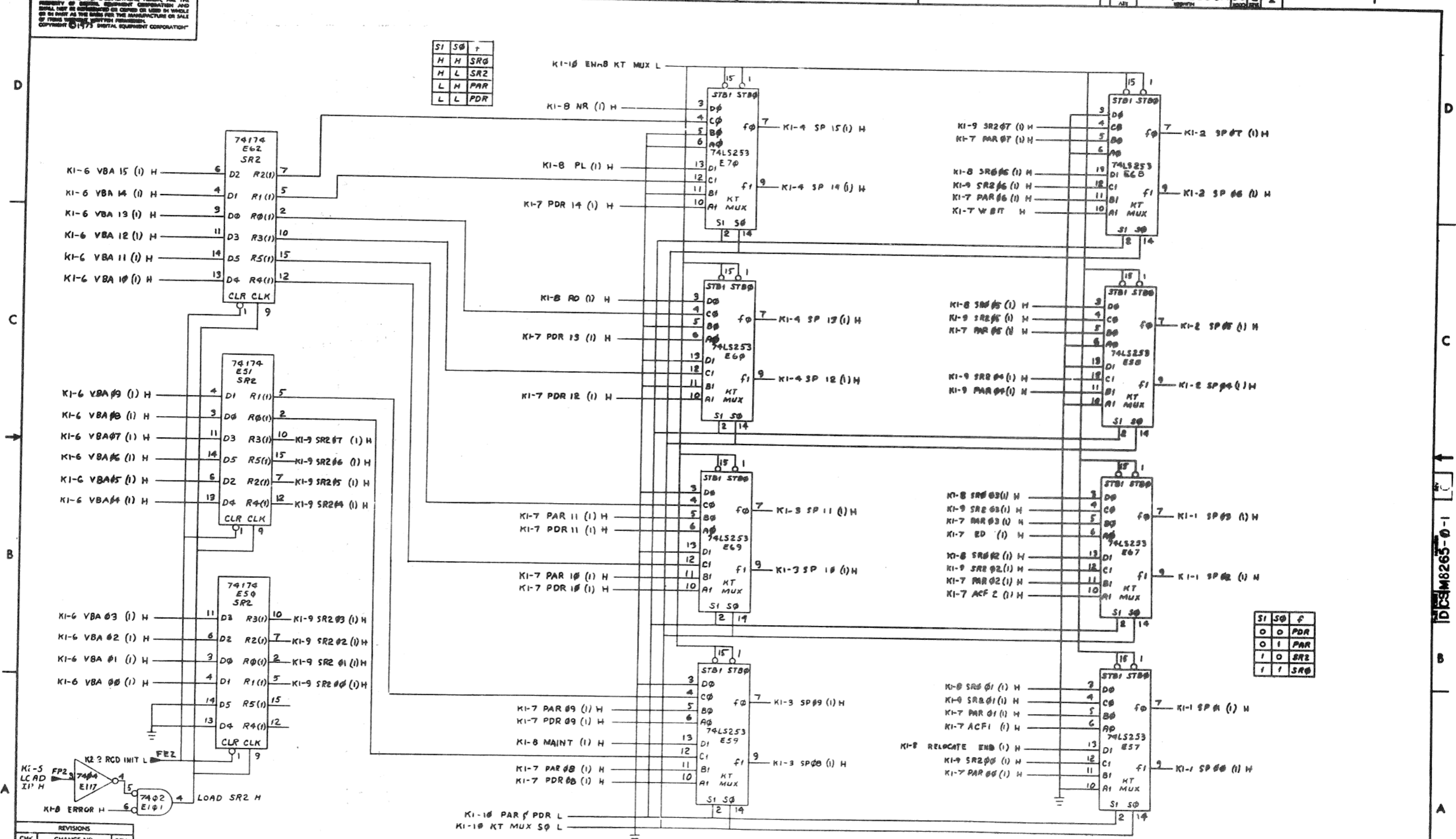
TITLE	SIZE CODE	NUMBER	REV.
K01EA DATA PATH (K1-8)	DCS M265-0-1	C	
SCALE	SHEET 8 OF 10	DIST.	



THIS DRAWING AND SPECIFICATION HEREIN ARE THE PROPERTY OF SPERRY GERRARD CORPORATION, AND SHALL NOT BE REPRODUCED OR COPIED OR USED IN WHOLE OR IN PART AS THE BASIS FOR THE MANUFACTURE OR SALE OF ITEMS UNLESS WRITTEN PERMISSION IS OBTAINED FROM SPERRY GERRARD CORPORATION.  
COPYRIGHT © 1975 SPERRY GERRARD CORPORATION

SI	S0	r
H	H	SR0
H	L	SR2
L	H	PAR
L	L	PDR

SI	S0	r
0	0	PDR
0	1	PAR
1	0	SR2
1	1	SR0



REVISIONS		
CHK	CHANGE NO	REV

(SR2 AND KT MUX)

TITLE		KI-9 DATA PATH (KI-9)		D		CSM8265-0-1		REV. C	
SCALE		1:1		SHEET 9 OF 10		DST.			

