


THIS DRAWING AND SPECIFICATIONS, WHETHER AND THE PROPERTY OF DIGITAL EQUIPMENT CORPORATION AND SHALL NOT BE REPRODUCED OR TRANSMITTED IN ANY FORM OR BY ANY MEANS, ELECTRONIC OR MECHANICAL, INCLUDING PHOTOCOPYING, RECORDING, OR BY ANY INFORMATION STORAGE AND RETRIEVAL SYSTEM, WITHOUT PERMISSION IN WRITING FROM DIGITAL EQUIPMENT CORPORATION.

COMPONENT SIDE VIEW



NOTES:

| CHG | NO | REV | DATE | BY |
|---------|----|-----|------|----|
| M3266-3 | D | | | |
| | | | | |
| | | | | |
| | | | | |

| |
|------------------------------|
| ETCH REV. B |
| P.C. DESIGN DATA BASE REV. C |

| SIGNATURES | DATE | TITLE | | |
|--------------------------------|-----------|-----------|-----------------|-----|
| DRN. L. GIAMMARINO | 8-18-77 | | KDIE A CONTR. L | |
| CHK'D. L. GIAMMARINO | 8-18-77 | | | |
| ENG. M. SULLIVAN | 11-DEC-77 | | | |
| PROJ. ENG. J. BARRY | 1-DEC-77 | | | |
| PROD. D. BARRY | 1-DEC-77 | | | |
| SCALE 2:1 | | SIZE CODE | NUMBER | REV |
| SHT. 1 OF 4 | | D UA | M8206 2-0 | D |
| NEXT HIGHER ASSY. R-00-M8206-0 | | | | |

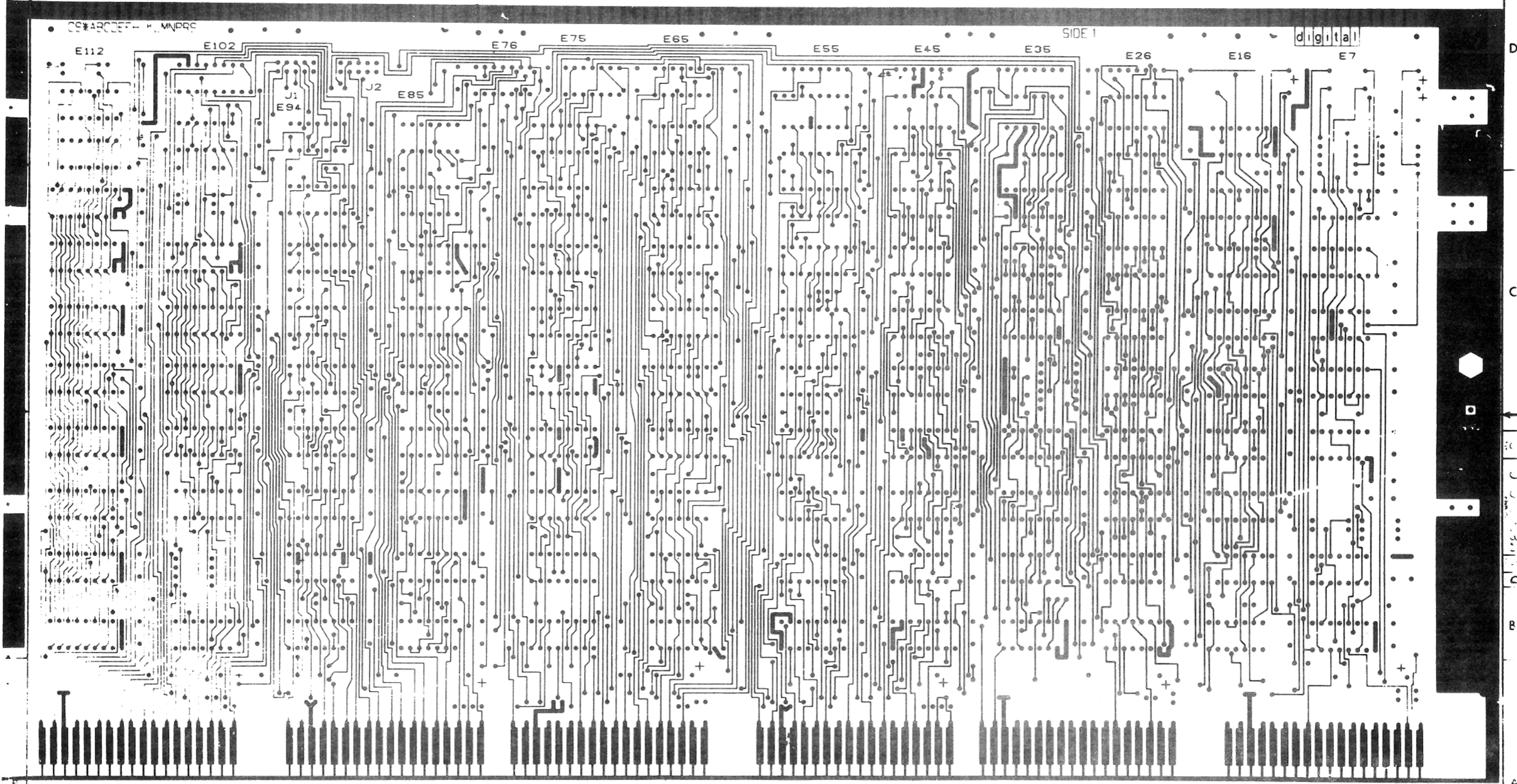
digital

1 MS# 112-3

8
 THIS DOCUMENT SPECIFICATION IS UNCLASSIFIED
 PROPERTY OF DIGITAL EQUIPMENT CORPORATION AND
 SHALL NOT BE REPRODUCED OR CEDED IN WHOLE
 OR IN PART AS THE BASIS FOR THE MANUFACTURE OR SALE
 OF ANY MACHINE OR APPARATUS WITHOUT THE WRITTEN PERMISSION
 OF DIGITAL EQUIPMENT CORPORATION

0-0-992911 2

LAYER 1



| | | | | | | | |
|-------|-----------------|-----------|------|--------|-----------|------|---|
| TITLE | KD11E-A CONTROL | SIZE CODE | D UA | NUMBER | M8266-0-0 | -LV | D |
| SCALE | 2-1 | SHEET | 3 | OF | 4 | DIST | |

45


THIS DRAWING IS THE PROPERTY OF THE AIR FORCE
IT IS TO BE KEPT IN CONFIDENCE AND NOT TO BE
REPRODUCED OR TRANSMITTED IN ANY FORM OR BY
ANY MEANS, ELECTRONIC OR MECHANICAL, INCLUDING
PHOTOCOPYING, RECORDING, OR BY ANY INFORMATION
STORAGE AND RETRIEVAL SYSTEM.

Р 834АJ

REV. 10 2

KD11E-A CONTROL
5012434 BP2 M8266

SIDE 2



A

A

| | |
|-----|------|
| REV | DATE |
| | |

| | | | | | | | |
|-------|-----------------|-----------|-----|--------|-----------|-----|---|
| TITLE | KD11E-A CONTROL | SIZE CODE | DJA | NUMBER | M8266-0-0 | REV | D |
| SHEET | 3 | OF | 4 | DIST | | | |

8 7 6 5 4 3 2 1

S-1

| DIGITAL EQUIPMENT CORPORATION PARTS LIST | | | | QUANTITY / VARIATION | | | | | | | | | | NOTES: | |
|---|------------------|---|-------------------------------|----------------------|--|--|--|--|--|--|--|--|--|--|---|
| MADE BY R. BARILONE DATE 19 JULY 77 | | CHECKED <i>A. Giannarino</i> DATE 9-6-77 | | SECTION | | | | | | | | | | 1001610-01 MAY BE SUBSTITUED BY 1001610-00. | |
| ENG <i>Mike Sullivan</i> DATE 16 FEB 78 | | PROD <i>B. King</i> DATE 16 FEB 78 | | ISSUED SECTION | | | | | | | | | | | |
| ITEM NO. | DRAWING NO. | PART NO. | DESCRIPTION | M8266-0-0 | | | | | | | | | | | REF DESIGNATION |
| 1 | D-MD-5012434-0-0 | 5012434 | ETCH BOARD | 1 | | | | | | | | | | | |
| 2 | | 1000016 | CAPACITOR, 100 pf, 100V, 5% | 3 | | | | | | | | | | | C58, C67, C68 |
| 3 | | 1000024 | CAPACITOR, 470 pf, 100V, 5% | 6 | | | | | | | | | | | C56, C57, C65, C66, C71, C116 |
| 4 | | 1000055 | CAPACITOR, 2200 pf, 250V, 20% | 2 | | | | | | | | | | | C69, C115 |
| 5 | | 1001476 | CAPACITOR, 10 uf, 35V, 10% | 1 | | | | | | | | | | | C60 |
| 6 | | 1001610-01 | CAPACITOR, .01 uf, 100V, DISC | 93 | | | | | | | | | | | C1 thru C43, C45 thru C54, C63, C64, C73 thru C110 |
| 7 | | 1004812 | CAPACITOR, 15 uf, 20V, 10% | 1 | | | | | | | | | | | C59 |
| 8 | | 1005306 | CAPACITOR, 6.8 uf, 35V 10% | 6 | | | | | | | | | | | C72, C111 thru C114, C61 |
| 9 | | 1009964 | CAPACITOR, .68uf, 35V, 10% | 2 | | | | | | | | | | | C44, C55 |
| 10 | | 1000021 | CAPACITOR, 220 pf, 100V, 5% | 3 | | | | | | | | | | | C62, C70, C117 |
| 11 | | 1100114 | DIODE, D664 | 4 | | | | | | | | | | | D1 thru D4 |
| 12 | | 1300202 | RESISTOR, 47 OHM, 1/4W, 5% | 6 | | | | | | | | | | | R3, R4, R7, R11, R21, R63 |
| 13 | | 1300250 | RESISTOR, 150 OHM, 1/4W, 5% | 5 | | | | | | | | | | | R10, R17, R18, R52, R1 |
| 14 | | 1300271 | RESISTOR, 220 OHM, 1/4W, 5% | 1 | | | | | | | | | | | R62 |
| 15 | | 1300309 | RESISTOR, 390 OHM 1/4W, 5% | 12 | | | | | | | | | | | R40 thru R48, R60, R54, R61 |
| 16 | | 1300316 | RESISOTR, 470 OHM, 1/4W, 5% | 20 | | | | | | | | | | | R26 thru R31, R33 thru R39, R49 thru R51, R53, R56, R55, R9 |
| 17 | | 1300365 | RESISTOR, 1K, 1/4W, 5% | 5 | | | | | | | | | | | R12, R32, R20, R59, R58 |
| 18 | | 1300479 | RESISTOR, 10K 1/4W, 5% | 1 | | | | | | | | | | | R24 |
| 19 | | 1302394 | RESISTOR, 30 K, 1/4W 5% | 5 | | | | | | | | | | | R8, R19, R23, R25, R5 |
| 20 | | 1311422 | RESISTOR, 178 OHM, 1/4W, 5% | 5 | | | | | | | | | | | R13 thru R16, R22 |

DRB 126

| DIGITAL EQUIPMENT CORPORATION PARTS LIST | | | | QUANTITY / VARIATION | | | | | | | | | | NOTES: | | | | |
|---|-------------|---------------------------|-----------------------------|----------------------|--|---------|--|--|--|--|--|--|--|--------|--|--|--|-----------------------------|
| MADE BY DATE | | R. BARILONE 19 JULY 77 | | CHECKED DATE | | SECTION | | | | | | | | | | | | |
| ENG DATE | | PROD DATE | | ISSUED SECTION | | | | | | | | | | | | | | |
| ITEM NO. | DRAWING NO. | PART NO. | DESCRIPTION | MB266-0-0 | | | | | | | | | | | | | | REF DESIGNATION |
| 21 | | 1301401 | RESISTOR, 750 OHM, 1/4W, 5% | 1 | | | | | | | | | | | | | | , R6 |
| 22 | | 1213506-00 | RIGHT ANGLE HEADER, 20 PIN | 1 | | | | | | | | | | | | | | J1, J2 |
| 23 | | 1905547 | I.C. DEC 7474 | 5 | | | | | | | | | | | | | | E5, E12, E31, E32, E34 |
| 24 | | 1905575 | I.C. DEC 7400 | 5 | | | | | | | | | | | | | | E3, E15, E18, E28, E86 |
| 25 | | 1905587 | I.C. DEC 7473 | 2 | | | | | | | | | | | | | | E24, E45 |
| 26 | | 1909004 | I.C. DEC 7402 | 3 | | | | | | | | | | | | | | E22, E23, E43 |
| 27 | | 1909705 | I.C. DEC 8881 | 2 | | | | | | | | | | | | | | E8, E77 |
| 28 | | 1909713 | I.C. DEC 8815 | 2 | | | | | | | | | | | | | | E4, E30 |
| 29 | | 1910533 | I.C. DEC 74S03 | 5 | | | | | | | | | | | | | | E41, E64, E65, E76, E94 |
| 30 | | 1909930 | I.C. DEC 7405 | 2 | | | | | | | | | | | | | | E91, E101 |
| 31 | | 1910018 | I.C. DEC 74193 | 2 | | | | | | | | | | | | | | E78, E79 |
| 32 | | 1911675 | I.C. DEC 74S138 | 1 | | | | | | | | | | | | | | E89 |
| 33 | | 1910091 | I.C. DEC 7437 | 1 | | | | | | | | | | | | | | E81 |
| 34 | | 1910155 | I.C. DEC 7408 | 2 | | | | | | | | | | | | | | E11, E50 |
| 35 | | 1910436 | I.C. DEC 74123 | 3 | | | | | | | | | | | | | | E16, E7, E14 |
| 36 | | 1910532 | I.C. DEC 74S00 | 6 | | | | | | | | | | | | | | E25, E37, E47, E84, E6, E35 |
| 37 | | 1910534 | I.C. DEC 74S04 | 2 | | | | | | | | | | | | | | E111, E112 |
| 38 | | 1910539 | I.C. DEC 74S20 | 2 | | | | | | | | | | | | | | E57, E58 |
| 39 | | 1910547 | I.C. DEC 74S153 | 2 | | | | | | | | | | | | | | E46, E36 |
| 40 | | 1910548 | I.C. DEC S157 | 2 | | | | | | | | | | | | | | E10, E39 |

E.C.O. NO.

"THIS DRAWING AND SPECIFICATIONS, HEREIN, ARE THE PROPERTY OF DIGITAL EQUIPMENT CORPORATION AND SHALL NOT BE REPRODUCED OR COPIED OR USED IN WHOLE OR IN PART AS THE BASIS FOR THE MANUFACTURE OR SALE OF ITEMS WITHOUT WRITTEN PERMISSION. COPYRIGHT © 1977 DIGITAL EQUIPMENT CORPORATION"

TITLE
KD11E-A CONTROL

ASSY NO.
D-UA-M8266-0-0
SHEET 2 OF 5

SIZE CODE NUMBER REV.
B PL M8266-0-0 C
INSERTION PARTS LIST DATA BASE REV B-P2

| DIGITAL EQUIPMENT CORPORATION PARTS LIST | | | | QUANTITY / VARIATION | | | | | | | | | | NOTES: | | | | |
|---|-------------|---------------------------|---------------------|---|--|---------|--|-----------|--|--|--|--|--|-----------------|--|--|--|--|
| MADE BY DATE | | R. BARILONE 19 JULY 77 | | CHECKED <i>L. Giannarino</i> DATE 9-6-77 | | SECTION | | MB266-0-0 | | | | | | | | | | |
| ENG DATE | | PROD DATE | | ISSUED SECTION | | | | | | | | | | | | | | |
| ITEM NO. | DRAWING NO. | PART NO. | DESCRIPTION | | | | | | | | | | | REF DESIGNATION | | | | |
| 41 | | 1910550 | I.C. DEC 74S174 | 10 | | | | | | | | | | | | E19, E38, E66, E93, E71, E88, E90, E92, E96, E56 | | |
| 42 | | 1910651 | I.C. DEC 74175 | 1 | | | | | | | | | | | | E13 | | |
| 43 | | 1910878 | I.C. DEC 7427 | 1 | | | | | | | | | | | | E75 | | |
| 44 | | 1910957 | I.C. DEC 74S175 | 3 | | | | | | | | | | | | E48, E55, E67 | | |
| 45 | | 1911116 | I.C. DEC 8837 | 2 | | | | | | | | | | | | E1, E17 | | |
| 46 | | 1911324 | I.C. DEC 7414 | 1 | | | | | | | | | | | | E21 | | |
| 47 | | 1911469 | I.C. DEC 8640 | 1 | | | | | | | | | | | | E9 | | |
| 48 | | 1911579 | I.C. DEC 8641 | 1 | | | | | | | | | | | | E27 | | |
| 49 | | 1911637 | I.C. DEC 74132 | 2 | | | | | | | | | | | | E2, E42 | | |
| 50 | | 1912388 | I.C. DEC 74S02 | 3 | | | | | | | | | | | | E20, E73, E95 | | |
| 51 | | 1912746 | I.C. DEC 74S37 | 1 | | | | | | | | | | | | E26 | | |
| 52 | | 1910544 | I.C. DEC 74S74 | 2 | | | | | | | | | | | | E33, E49 | | |
| 53 | | 1910536 | I.C. DEC 74S10 | 2 | | | | | | | | | | | | E40, E85 | | |
| 54 | | 1913340 | I.C. DEC 74S32 | 1 | | | | | | | | | | | | E44 | | |
| 55 | | 23106A1 | I.C. ROM 32 x 8 TS | 1 | | | | | | | | | | | | E51 | | |
| 56 | | 23160A2 | I.C. ROM 256 x 4 TS | 1 | | | | | | | | | | | | E29 | | |
| 57 | | 23175A2 | I.C. ROM 256 x 4 OC | 1 | | | | | | | | | | | | E53 | | |
| 58 | | 23162A2 | I.C. ROM 256 x 4 OC | 1 | | | | | | | | | | | | E54 | | |
| 59 | | 23174A2 | I.C. ROM 256 x 4 OC | 1 | | | | | | | | | | | | E59 | | |
| 60 | | 23173A2 | I.C. ROM 256 x 4 OC | 1 | | | | | | | | | | | | E60 | | |
| 61 | | 23161A2 | I.C. ROM 256 x 4 TS | 1 | | | | | | | | | | | | E61 | | |

| | | | | | | | | | |
|--------------|---|--|--|-----------------|----------------|---|------|-----------|------|
| E.C.O. NO. | "THIS DRAWING AND SPECIFICATIONS, HEREIN, ARE THE PROPERTY OF DIGITAL EQUIPMENT CORPORATION AND SHALL NOT BE REPRODUCED OR COPIED OR USED IN WHOLE OR IN PART AS THE BASIS FOR THE MANUFACTURE OR SALE OF ITEMS WITHOUT WRITTEN PERMISSION. COPYRIGHT © 1977 DIGITAL EQUIPMENT CORPORATION" | | | TITLE | ASSY NO. | SIZE | CODE | NUMBER | REV. |
| | | | | KD11E-A CONTROL | D-UA-M8266-0-0 | B | PL | M8266-0-0 | C |
| SHEET 3 OF 5 | | | | | | INSERTION PARTS LIST DATA BASE REV B-P2 | | | |

DIGITAL EQUIPMENT CORPORATION PARTS LIST

NOTES:

MADE BY R. BARILONE
DATE 19 JULY 77

CHECKED *A. Giannarino*
DATE 9-6-77

SECTION

ENG DATE _____
PROD DATE _____

ISSUED SECTION

| QUANTITY / VARIATION | | | | | | | | | | | |
|----------------------|--|--|--|--|--|--|--|--|--|--|--|
| MB266-0-0 | | | | | | | | | | | |

| ITEM NO. | DRAWING NO. | PART NO. | DESCRIPTION |
|----------|-------------|----------|----------------------|
| 62 | | 23170A2 | I.C. ROM 256 x 4 OC |
| 63 | | 23176A2 | I.C. ROM 256 x 4 OC |
| 64 | | 23014A9 | I.C. ROM 512 x 4 TS |
| 65 | | 23172A2 | I.C. ROM 256 x 4 OC |
| 66 | | 23349A9 | I.C. ROM 512 x 4 OC |
| 67 | | 23A22A2 | I.C. ROM 256 x 4 OC |
| 68 | | 23110A1 | I.C. ROM 32 x 8 OC |
| 69 | | 23163A2 | I.C. ROM 256 x 4 TS |
| 70 | | 23108A1 | I.C. ROM 32 x 8 TS |
| 71 | | 23107A1 | I.C. ROM 32 x 8 TS |
| 72 | | 23109A1 | I.C. ROM 32 x 8 TS |
| 73 | | 23022F1 | I.C. ROM 1024 x 4 TS |
| 74 | | 23023F1 | I.C. ROM 1024 x 4 TS |
| 75 | | 23021F1 | I.C. ROM 1024 x 4 TS |
| 76 | | 23024F1 | I.C. ROM 1024 x 4 TS |
| 77 | | 23011F1 | I.C. ROM 1024 x 4 TS |
| 78 | | 23025F1 | I.C. ROM 1024 x 4 TS |
| 79 | | 23027F1 | I.C. ROM 1024 x 4 TS |
| 80 | | 23020F1 | I.C. ROM 1024 x 4 TS |
| 81 | | 23019F1 | I.C. ROM 1024 x 4 TS |
| 82 | | 23018F1 | I.C. ROM 1025 x 4 TS |

| REF DESIGNATION |
|-----------------|
| E62 |
| E63 |
| E68 |
| E69 |
| E70 |
| E72 |
| E74 |
| E80 |
| E82 |
| E83 |
| E87 |
| E97 |
| E98 |
| E99 |
| E100 |
| E103 |
| E104 |
| E105 |
| E106 |
| E107 |
| E108 |

E.C.O. NO. _____

"THIS DRAWING AND SPECIFICATIONS, HEREIN, ARE THE PROPERTY OF DIGITAL EQUIPMENT CORPORATION AND SHALL NOT BE REPRODUCED OR COPIED OR USED IN WHOLE OR IN PART AS THE BASIS FOR THE MANUFACTURE OR SALE OF ITEMS WITHOUT WRITTEN PERMISSION. COPYRIGHT © 1977 DIGITAL EQUIPMENT CORPORATION"

TITLE
KD11E-A CONTROL

ASSY NO.
D-UA-MB266-0-0

SHEET 4 OF 5

SIZE B CODE PL NUMBER MB266-0-0 REV. C

INSERTION PARTS LIST DATA BASE REV B-P2

DIGITAL EQUIPMENT CORPORATION PARTS LIST

| | | | | | | | | | | | | | | | | | | | | |
|-----------------|---------------------------|-----------------|-------------------------|----------------|-----------|----------------------|--|--|--|--|--|--|--|--|--|--------|--|--|--|--|
| MADE BY DATE | R. BARILONE 19 JULY 77 | CHECKED DATE | L. Gianmarino 9-6-77 | SECTION | M8266-0-0 | QUANTITY / VARIATION | | | | | | | | | | NOTES: | | | | |
| ENG DATE | | PROD DATE | | ISSUED SECTION | | | | | | | | | | | | | | | | |

| ITEM NO. | DRAWING NO. | PART NO. | DESCRIPTION | QTY | VAR | UNIT | MATERIAL | FINISH | TOLERANCE | DIMENSIONS | WEIGHT | REF DESIGNATION |
|----------|-------------|----------|-------------------------------|-----|-----|------|----------|--------|-----------|------------|--------|-----------------|
| 83 | | 23017F1 | I.C. ROM 1024 x 4 TS | 1 | | | | | | | | E109 |
| 84 | | 23016F1 | I.C. ROM 1024 x 4 TS | 1 | | | | | | | | E110 |
| 85 | | 23177A1 | I.C. ROM 32 x 8 TS | 1 | | | | | | | | E102 |
| 86 | | 23013F1 | I.C. ROM 1024 x 4 TS | 1 | | | | | | | | E52 |
| 87 | | 9009185 | JUMPER, MACHINE INSERT, INSL. | 1 | | | | | | | | W1 |
| 88 | | 9006732 | EYELET, HANDLE GS4 - 7 | 12 | | | | | | | | |
| 89 | | 7417214 | HANDLE ASSY | 1 | | | | | | | | |
| 90 | | 1303114 | RESISTOR 1K 1% 1/4W | 1 | | | | | | | | R2 |
| 91 | | | | | | | | | | | | |
| 92 | | | | | | | | | | | | |
| 93 | | | | | | | | | | | | |

| | | | | | | |
|---|--------------------------|----------------------------|---|-------------------|---------------------|-----------|
| E.C.O. NO. "THIS DRAWING AND SPECIFICATIONS, HEREIN, ARE THE PROPERTY OF DIGITAL EQUIPMENT CORPORATION AND SHALL NOT BE REPRODUCED OR COPIED OR USED IN WHOLE OR IN PART AS THE BASIS FOR THE MANUFACTURE OR SALE OF ITEMS WITHOUT WRITTEN PERMISSION. COPYRIGHT © 1977 DIGITAL EQUIPMENT CORPORATION" | TITLE KD11E-A CONTROL | ASSY NO. D-UA-M8266-0-0 | SIZE B | CODE PL | NUMBER M8266-0-0 | REV. C |
| | | SHEET 5 OF 5 | INSERTION PARTS LIST DATA BASE REV B-P2 | | | |