

OBJECT	DATE	NUMBER
Systems Turnkey module malfunction	10/9/79	007
PRODUCT AFFECTED All systems turnkey module PCBA's P/N 200372-01		

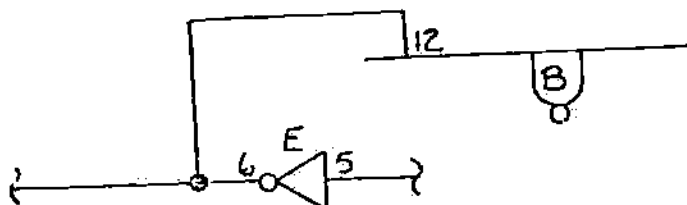
The new systems turnkey module P/N 200372-01, will disable the prompts if an I/O instruction is executed from prom location. This means that the systems turnkey module will not function properly with certain programmed prompts. To avoid this particular malfunction, you must install the following modifications:

1. Cut etch at I.C. "E" pin 6 on the back side of the board.
2. Install the following jumpers using 30 awg solid insulated wire P/N 510023-030.
 - A) I.C. "C" pin 4 to I.C. "B" pin 12
 - B) I.C. "C" pin 5 to I.C. "W" pin 11
 - C) I.C. "C" pin 6 to I.C. "E" pin 5

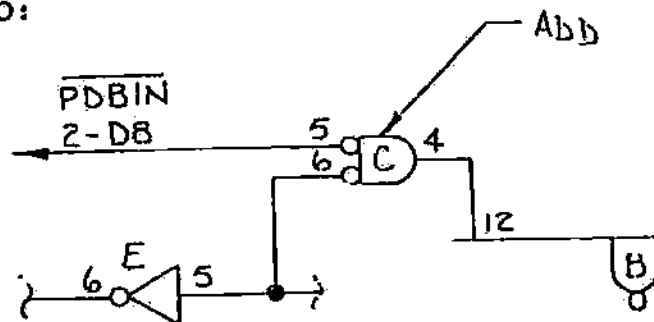
REVISE SCHEMATIC DRAWING #200374 AS FOLLOWS:

200374, SHEET 1. ZONE 7C REVISE:

FROM:

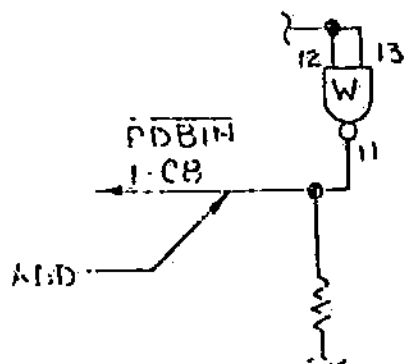


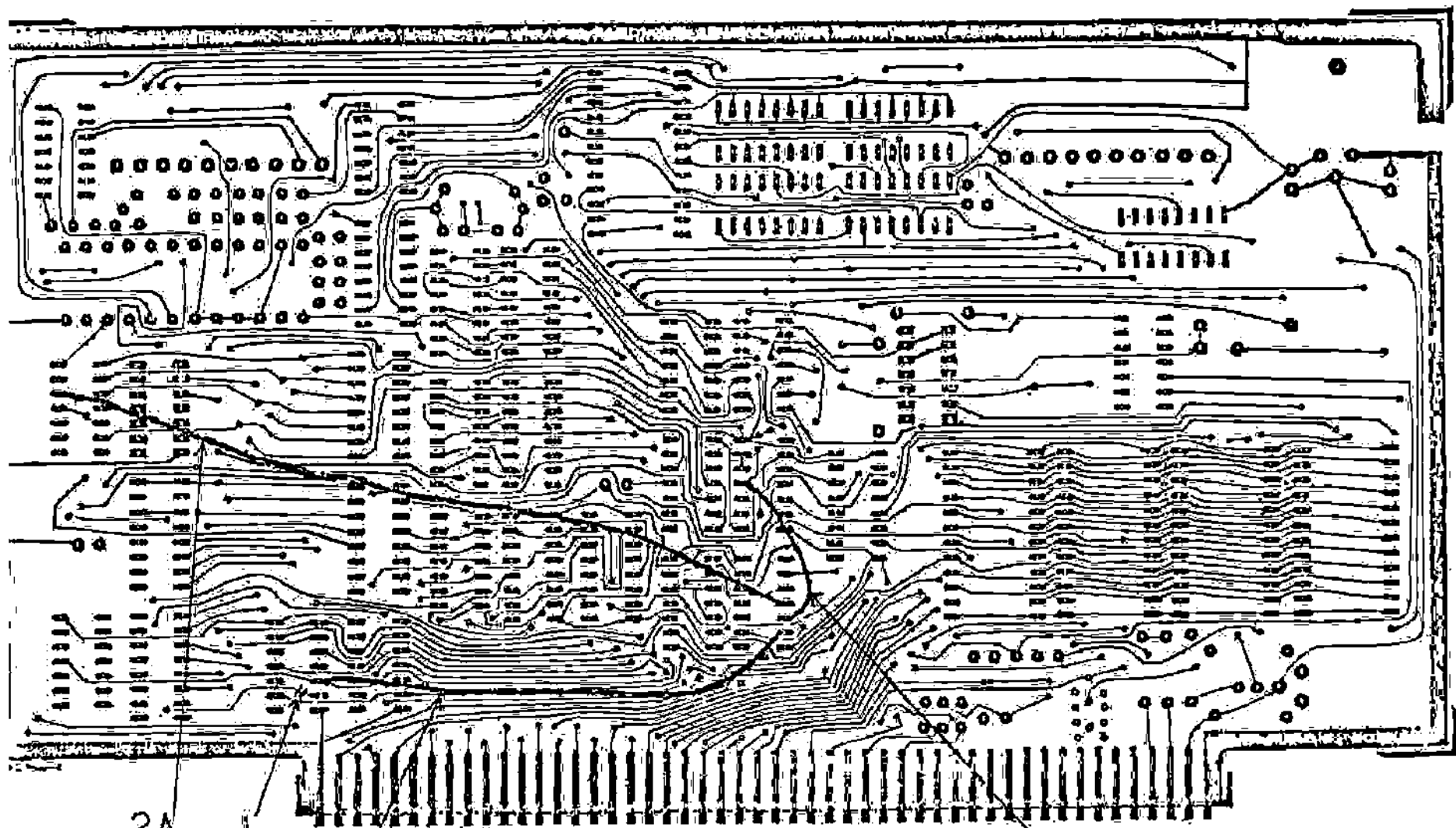
TO:



200374, SHEET 2. ZONE D8

ADD:





2A

1

2C

SYSTEMS TURNKEY MODULE

2B

BACK - SIDE