

8 +8V
GND
A7
A6
A5
A4
A3
A2
A1
A0

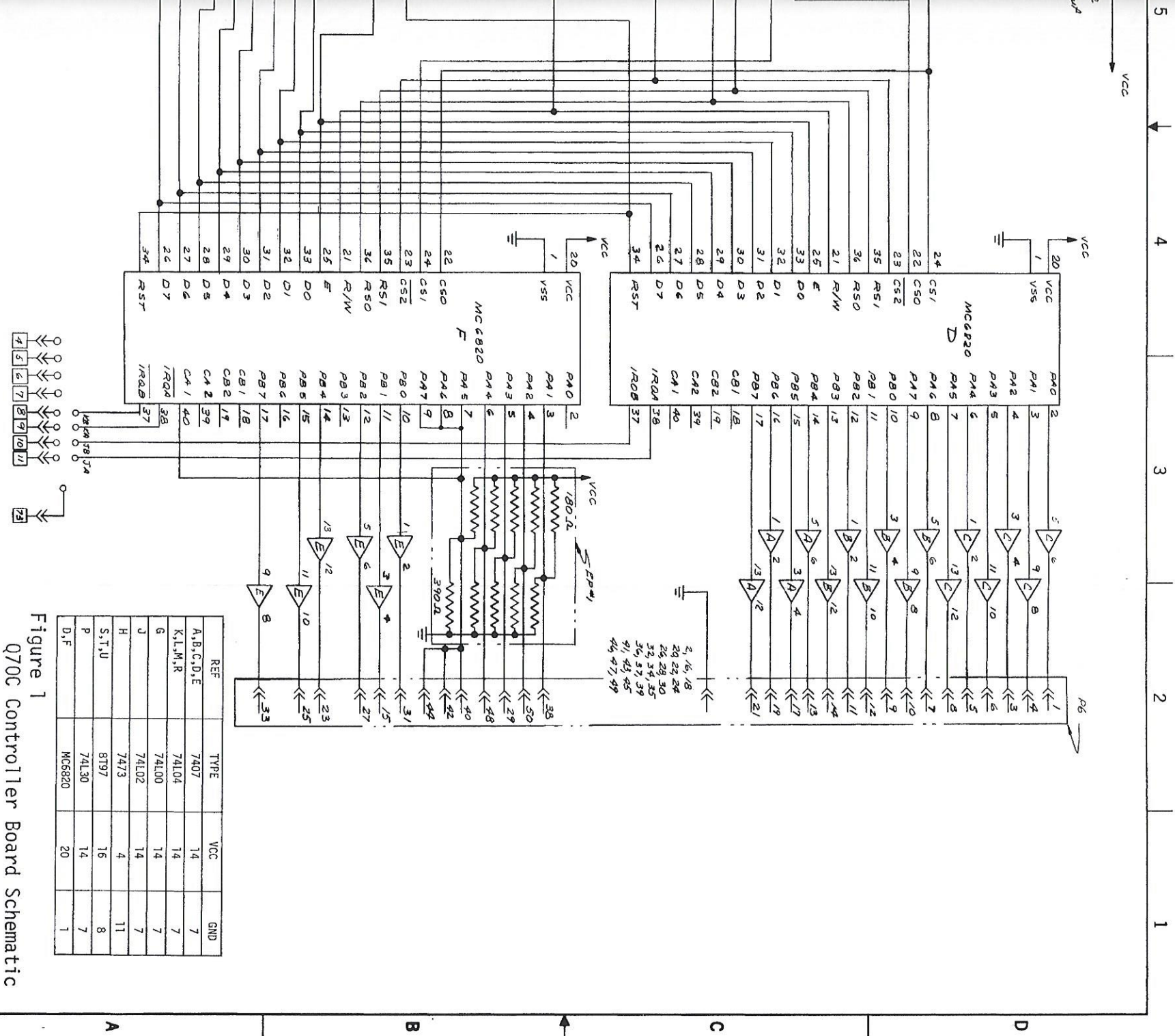
8 SOUT
PRODY

7 SAMP

6 POC
PWAHT
PWR
POBIN

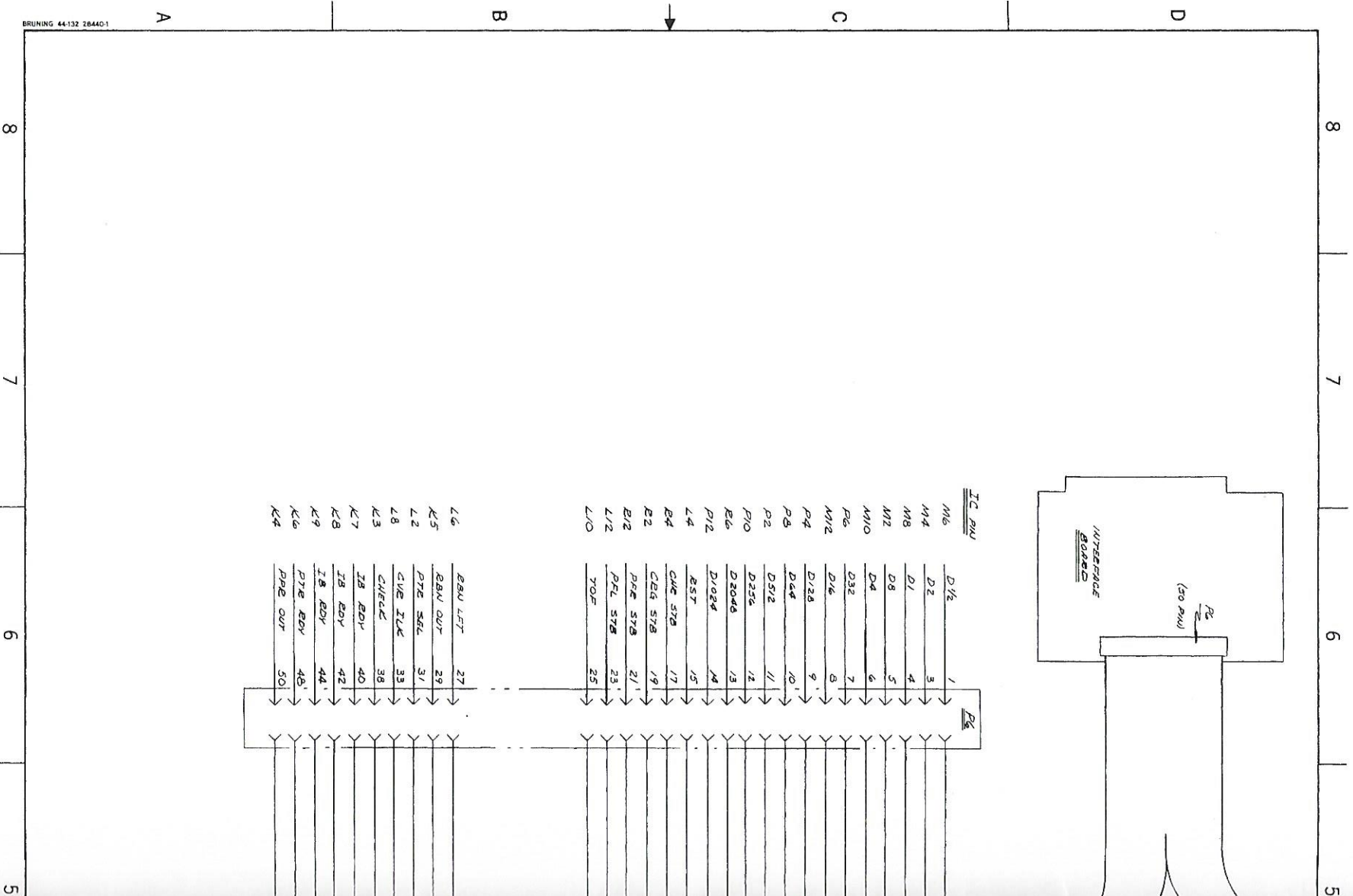
5 00 0
00 1
00 2
00 3
00 4
00 5
00 6
00 7
00 8
00 9
00 10
00 11
00 12
00 13
00 14
00 15
00 16
00 17
00 18
00 19
00 20
00 21
00 22
00 23
00 24
00 25
00 26
00 27
00 28
00 29
00 30
00 31
00 32
00 33
00 34
00 35
00 36
00 37
00 38
00 39
00 40
00 41
00 42
00 43
00 44
00 45
00 46
00 47
00 48
00 49
00 50
00 51
00 52
00 53
00 54
00 55
00 56
00 57
00 58
00 59
00 60
00 61
00 62
00 63
00 64
00 65
00 66
00 67
00 68
00 69
00 70
00 71
00 72
00 73
00 74
00 75
00 76
00 77
00 78
00 79
00 80
00 81
00 82
00 83
00 84
00 85
00 86
00 87
00 88
00 89
00 90
00 91
00 92
00 93
00 94
00 95

8 8
7 7
6 6
5 5



REF	TYPE	VCC	GND
A,B,C,D,E	7407	14	7
K,L,M,R	74104	14	7
G	74100	14	7
J	74102	14	7
H	7473	4	11
S,T,U	8197	16	8
P	74130	14	7
D,F	MC6820	20	1

Figure 1
70C Controller Board Schematic



BRUNING 44132 284401

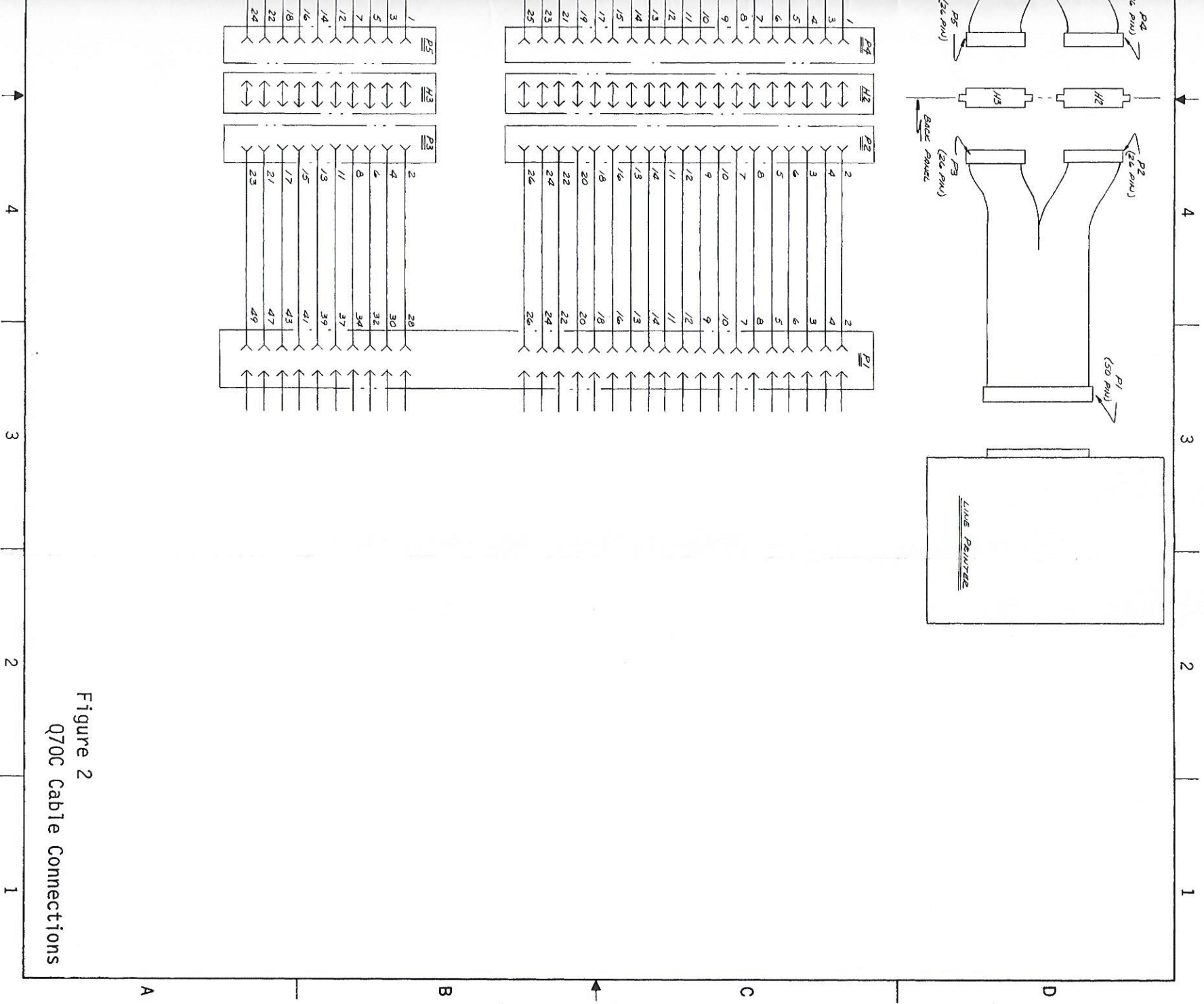


Figure 2
Q70C Cable Connections