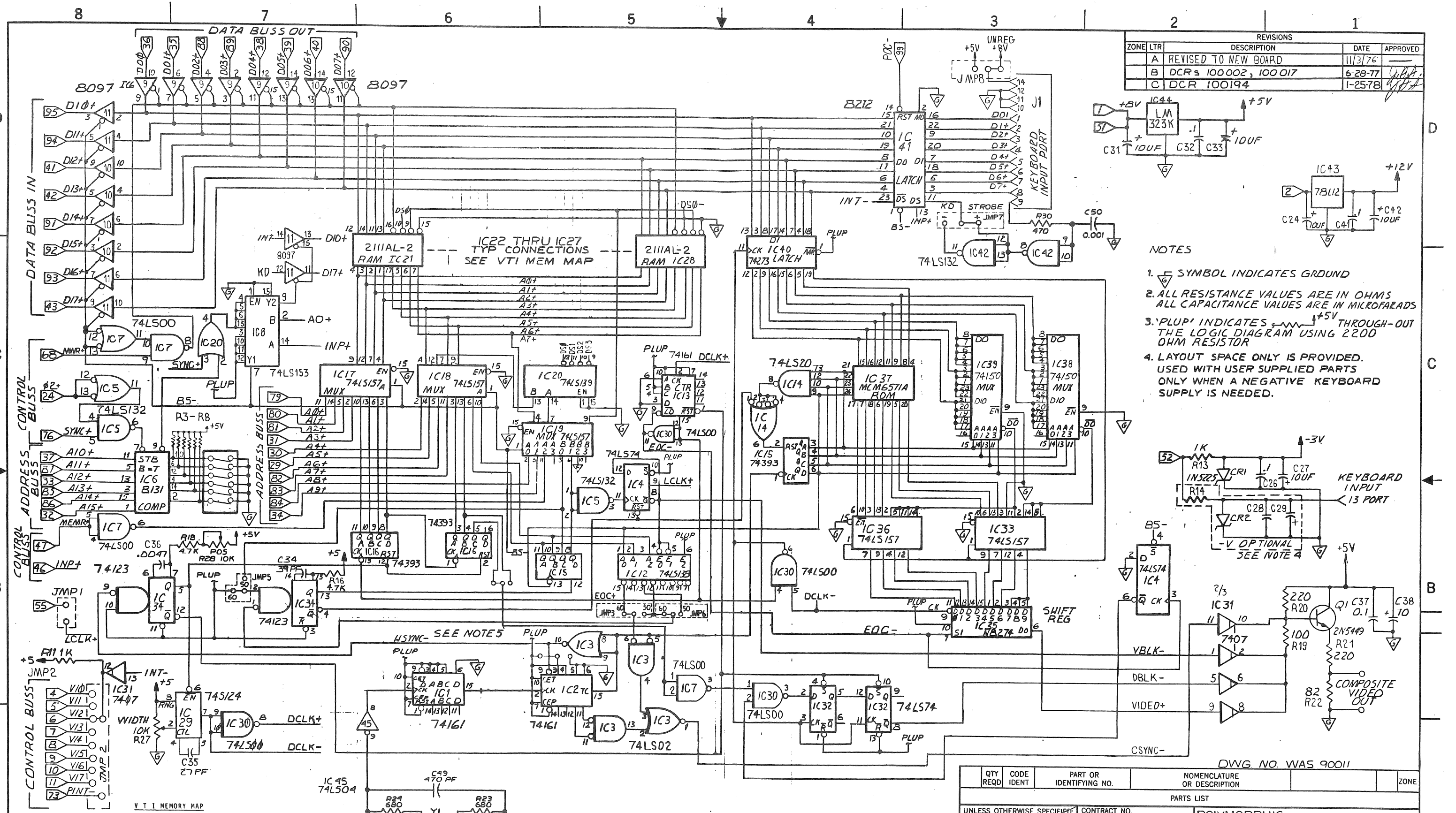
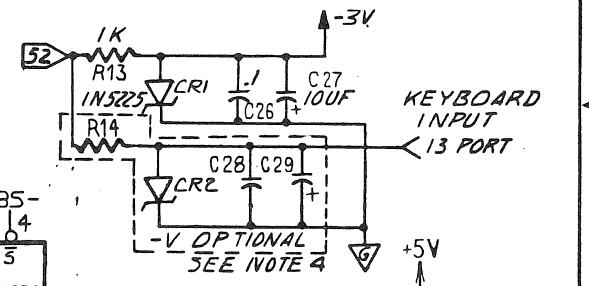


REVISIONS				
ZONE	LTR	DESCRIPTION	DATE	APPROVED
A		REVISED TO NEW BOARD	11/3/76	
B		DCR's 100002, 100017	6-28-77	
C		DCR 100194	1-25-78	

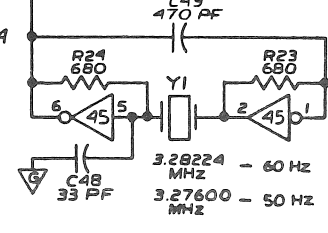


- NOTES
1.  $\nabla$  SYMBOL INDICATES GROUND
  2. ALL RESISTANCE VALUES ARE IN OHMS  
ALL CAPACITANCE VALUES ARE IN MICROFARADS
  3. 'PLUP' INDICATES  $\sim$  THROUGH-OUT  
THE LOGIC DIAGRAM USING 2200  
OHM RESISTOR
  4. LAYOUT SPACE ONLY IS PROVIDED.  
USED WITH USER SUPPLIED PARTS  
ONLY WHEN A NEGATIVE KEYBOARD  
SUPPLY IS NEEDED.



VTI MEMORY MAP

LOWER NIBBLE				UPPER NIBBLE			
000-01F	200-21F	020-03F	220-23F	220-23F	020-03F	200-21F	000-01F
040-05F	240-25F	060-07F	260-27F	260-27F	060-07F	240-25F	040-05F
080-09F	280-29F	0A0-0BF	2A0-2BF	2A0-2BF	0A0-0BF	280-29F	080-09F
0C0-0DF	2C0-2DF	0E0-0FF	2E0-2FF	2E0-2FF	0E0-0FF	2C0-2DF	0C0-0DF
100-11F	300-31F	120-13F	320-33F	320-33F	120-13F	300-31F	100-11F
140-15F	340-35F	160-17F	360-37F	360-37F	160-17F	340-35F	140-15F
180-19F	380-39F	1A0-1BF	3A0-3BF	3A0-3BF	1A0-1BF	380-39F	180-19F
1C0-1DF	3C0-3DF	1E0-1FF	3E0-3FF	3E0-3FF	1E0-1FF	3C0-3DF	1C0-1DF



© 1978 INTERACTIVE PRODUCTS CORPORATION

DWG NO. WAS 90011

QTY REQD	CODE IDENT	PART OR IDENTIFYING NO.	NOMENCLATURE OR DESCRIPTION	ZONE
PARTS LIST				
UNLESS OTHERWISE SPECIFIED: DIMENSIONS ARE IN INCHES. TOLERANCES ON: FRACTIONS .XX .XXX ± DECIMALS .XX .XXX ± ANGLES ° ±		CONTRACT NO.	POLYMORPHIC SYSTEMS GOLETA, CALIFORNIA	A
MATERIAL		DR BY GARCIA P. ZIMM	SCHEMATIC-VIDEO BOARD	C
FINISH		CHK BY		
APPLICATION		APPROVED BY	SIZE [CODE IDENT NO] DWG NO.	
			D 104461	
			SCALE	SHEET OF